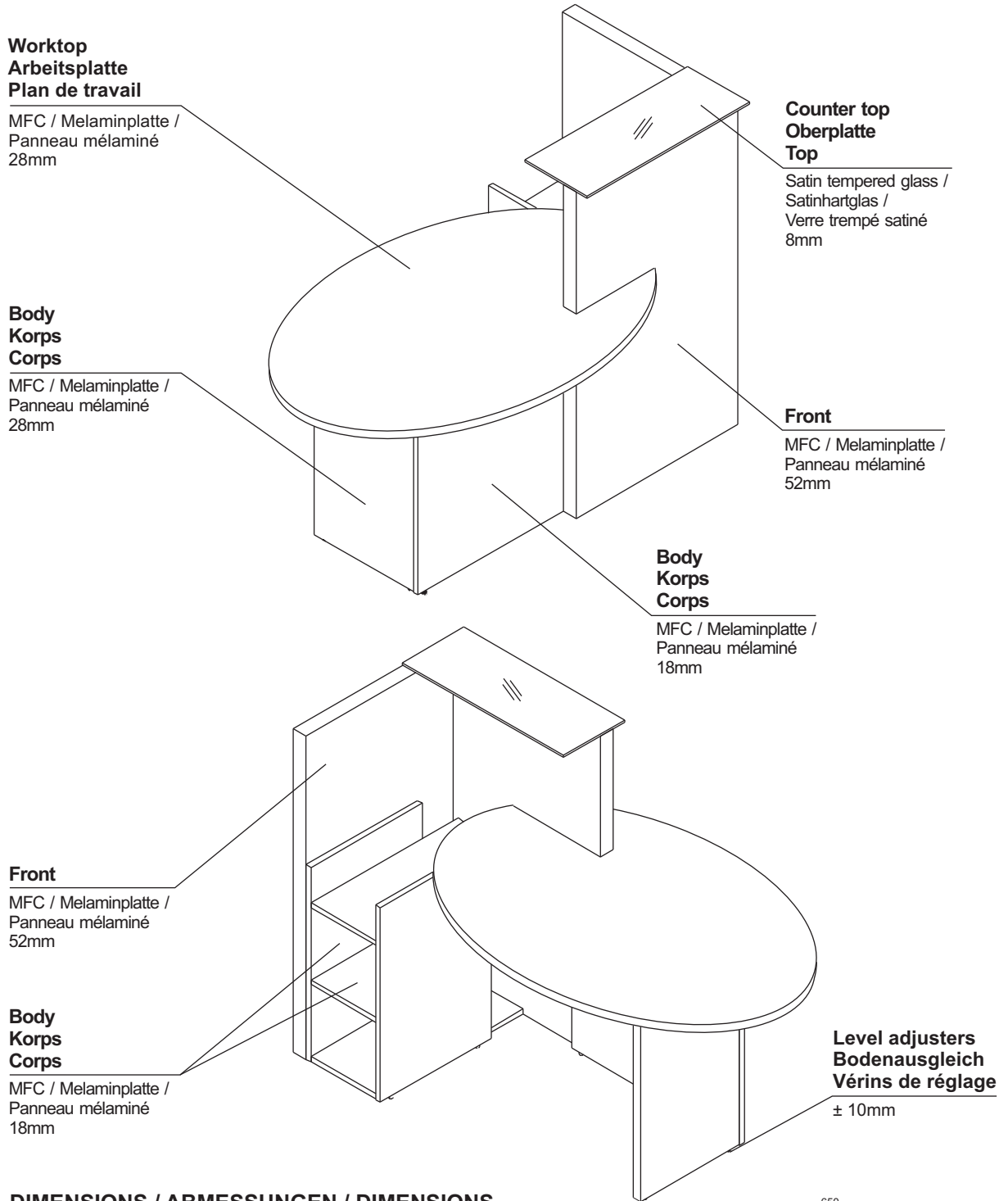
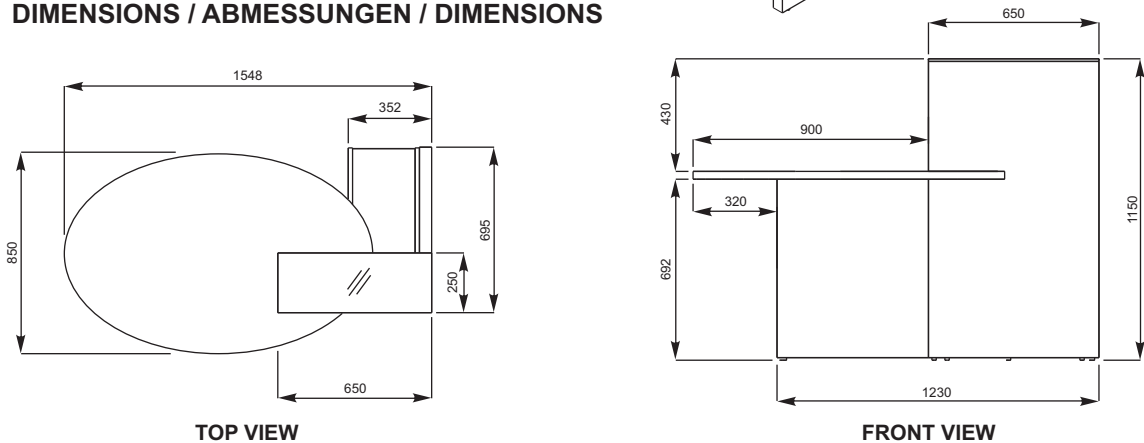


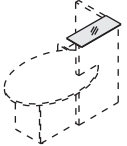
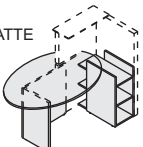
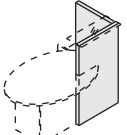
TECHNICAL SPECIFICATION / TECHNISCHE BESCHREIBUNG / DESCRIPTION TECHNIQUE



DIMENSIONS / ABMESSUNGEN / DIMENSIONS

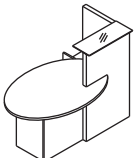
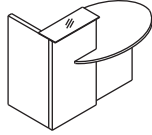


FINISHES / FARBEN / FINITIONS

| | |
|--|--|
| <p>UPPER GLASS TOP GLASPLATTE TOP EN VERRE</p>  | <p>SATIN GLASS SATINHARTGLAS VERRE TREMPE SATINE</p> |
| <p>BODY, WORKTOP KORPS, ARBEITSPLATTE CORPS, PLAN DE TRAVAIL</p>  | <p>67 - WHITE PASTEL WEIß PASTELL BLANC PASTEL</p> |
| <p>FRONT FRONT FRONT</p>  | <p>34 - CHESTNUT WENGE WENGE</p> <p>64 - COCOA COCOA COCOA</p> |

| PRODUCT ILLUSTRATION OBJEKTANSICHT UND SKIZZE VUE DE PRODUIT | DIMENSIONS/ ABMESSUNGEN/DIMENSIONS (mm) | | | INDEX | REMARKS BEMERKUNGEN REMARQUES |
|--|--|--------------------------------------|------------------------------|-------|-------------------------------------|
| | width/Breite/ largeur a / a' | depth/Tiefe/ profondeur b / b' | height/Höhe/ hauteur h | | |

UNIT / THEKE / BLOC

| | | | | | | |
|---|------|-----|------|--------------|--|--|
|  | 1550 | 870 | 1150 | LOP10 | | |
|  | 1550 | 870 | 1150 | LOL10 | | |