

TECHNICAL SPECIFICATION / TECHNISCHE BESCHREIBUNG / DESCRIPTION TECHNIQUE

**Counter top
Oberplatte
Top**

MFC+glass: LACOBEL / Melaminplatte+Glas: LACOBEL /
Panneau mélaminé+verre: LACOBEL
28mm+4mm

**Worktop
Arbeitsplatte
Plan de travail**

MFC / Melaminplatte /
Panneau mélaminé
28mm

**Illumination
Beleuchtung
Illumination**

LED lighting - White /
LED-Beleuchtung - Weiß /
Illumination LED - Blanc

**Counter top
Oberplatte
Top**

MFC / Melaminplatte /
Panneau mélaminé
28mm

**Decorative strips
Dekorative Leisten
Filets décoratifs**

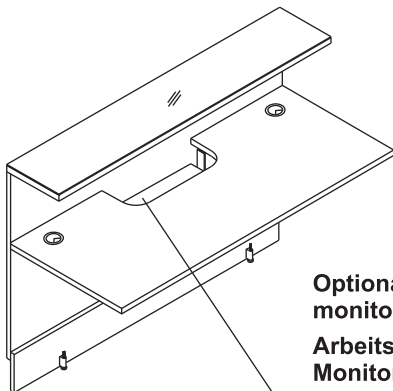
PVC
09-aluminium / Aluminium /
aluminium

**Kick plate
Sockel
Socle**

HPL - brushed aluminium /
HPL - Aluminium gebürstet /
stratifié - aluminium brosse

Front

HPL /
HPL /
stratifié

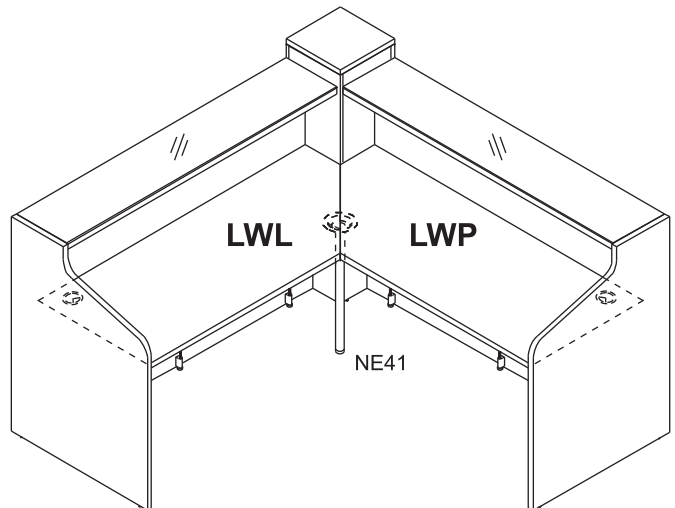


**Optional worktop with
monitor shelf**

**Arbeitsplatte mit
Monitorboden (als Option)**

**Plan de travail avec support
moniteur en option**

INDEX „T“, e.g. LW13LT
Extra charge / Aufpreis / surplus:
160 €



**Side panel
Endungselement
Element de finition de
la rehausse**

MFC / Melaminplatte /
Panneau mélaminé
28mm

**Cable-way
Kabeldurchlass
Obturateur**

ø 80mm

**Side panel
Wangenfuß
Pied latéral**

MFC / Melaminplatte /
Panneau mélaminé
28mm

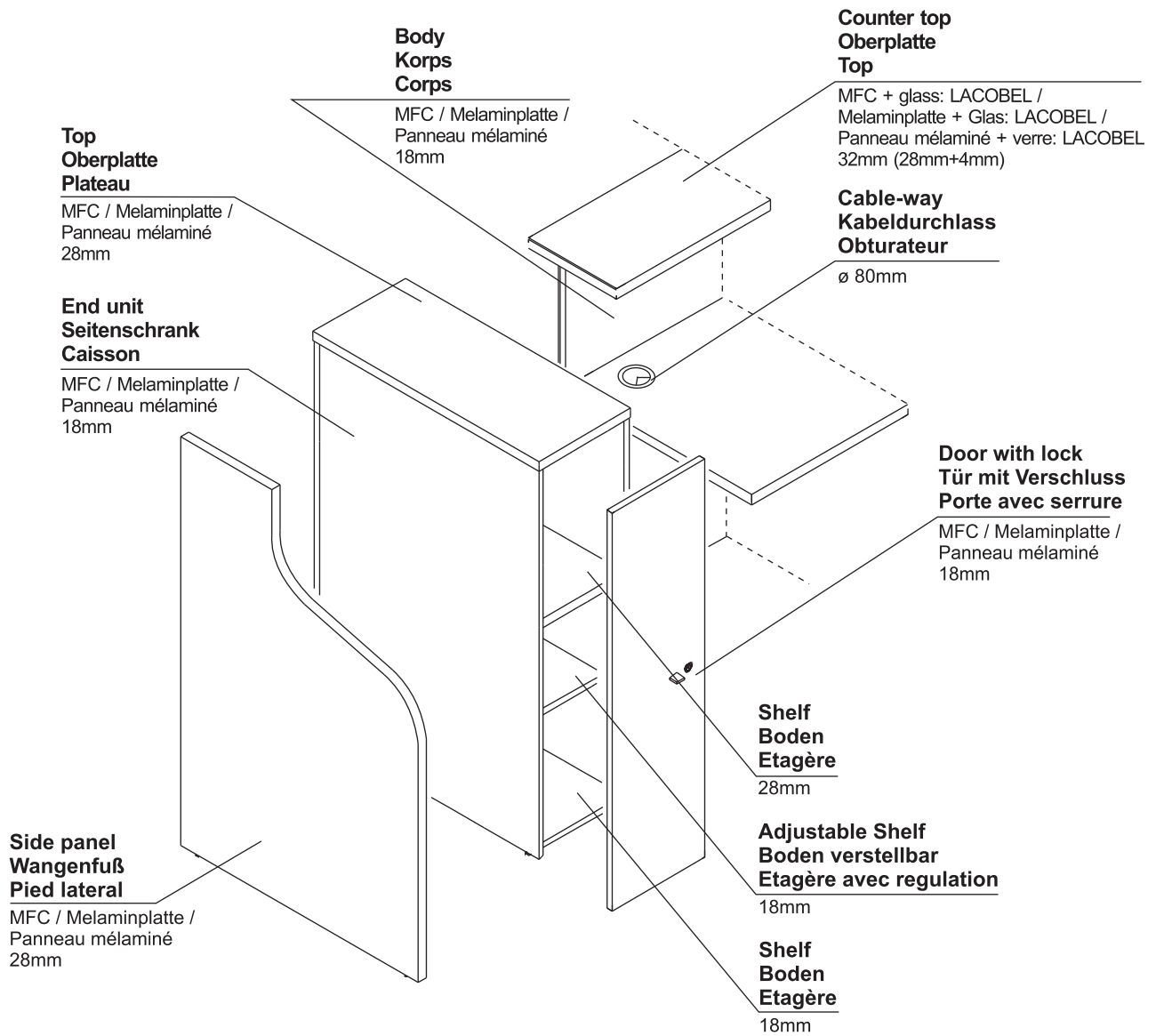
**Panel end
Wangenfuß niedrig
Pied**

MFC / Melaminplatte /
Panneau mélaminé
28mm

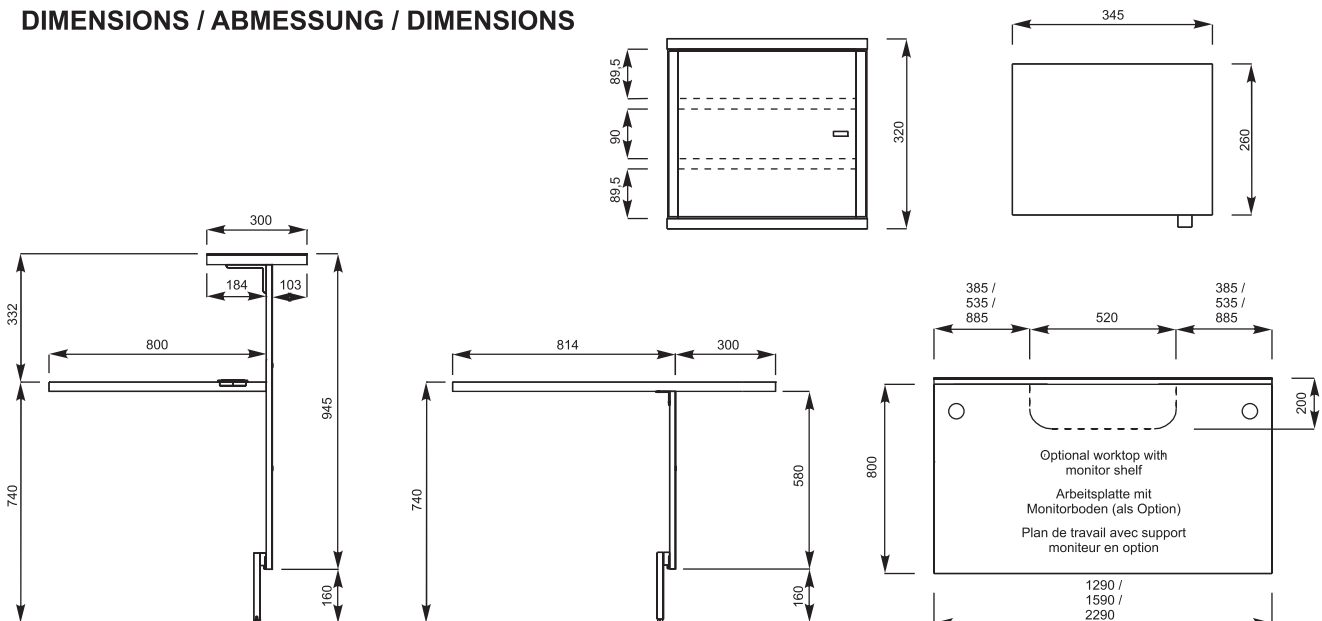
**Supporting leg
Stützfuß
Pied de support**

09-aluminium/Aluminium/aluminium
NE41 required on all connections of receptions /
NE41 Den Fuß zusätzlich zur Verbindung der
Thekenelemente bestellen /
NE41 nécessaire sur la connexion des banques

TECHNICAL SPECIFICATION / TECHNISCHE BESCHREIBUNG / DESCRIPTION TECHNIQUE



DIMENSIONS / ABMESSUNG / DIMENSIONS



TECHNICAL SPECIFICATION / TECHNISCHE BESCHREIBUNG / DESCRIPTION TECHNIQUE

ZS02, ZS03

Top
Oberplatte
Plateau

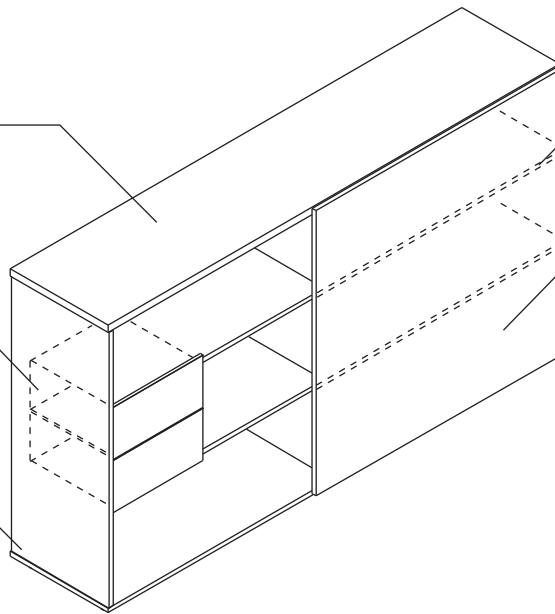
MFC / Melaminplatte /
Panneau mélaminé
28mm

Drawer
Schubladen
Tiroir

MFC / Melaminplatte /
Panneau mélaminé
12mm

Body
Korps
Corps

MFC / Melaminplatte /
Panneau mélaminé
28mm



Shelf
Boden
Plateau

MFC / Melaminplatte /
Panneau mélaminé
18mm

Front / Front / Facade

- sliding door mounted on a metal mechanism allowing for self-closing
- Schiebetüre auf eine Metallschiene mit einem Dämpfer
- porte coulissante

ZS02

- MFC 18mm the plate is covered with HPL-laminate, veneered with 2 mm thick PVC
- Melaminplatte 18mm HPL-Laminat, Kanten PVC 2mm
- Panneau mélaminé, façade en stratifié HPL

ZS03

MFC / Melaminplatte / Panneau mélaminé
18mm

PEDESTALS / CONTAINER / CAISSONS

Pencil tray in standard
Separatschublade – Materialauszug
1er tiroir équipé d'un plumier

Body
Korps
Corps

MFC / Melaminplatte /
Panneau mélaminé
18mm

Drawer
Schubladen
Tiroir

- system of silent closing installed in metal drawers, ball runners with 35 kg maximum acceptable load, extraction 80%
- Metallschubladen mit "silent system" Kugelführungsschiene mit einer Belastung von max. 35kg. Auszug 80%.
- tiroirs en metal, glissières télescopiques à billes, charge jusqu'à 35 kg, extraction 80%

Top
Oberplatte
Plateau

HPL / HPL /
stratifié brillant

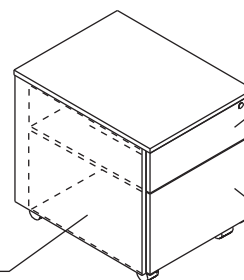
- central lock with antiltit mechanism (only one drawer may be opened at time), foldablekey
- Zentralverschluss mit Blockierung gegen das gleichzeitige Ausfahren von mehreren Schubladen, Klappschlüssel
- clé gainée articulée. Serrure centralisée, assure la fermeture de l'ensemble des tiroirs

Front

HPL / HPL /
stratifié brillant

one filing drawer
Aktenschublade
avec DS

- system of silent closing installed in metal drawers, ball runners with 35 kg maximum acceptable load, extraction 100%
- Metallschubladen mit "silent system", Kugelführungsschiene mit einer Belastung von max. 35kg. Vollauszug.
- tiroirs en metal glissières télescopiques à billes, charge jusqu'à 35 kg, extraction 100%



Extraction 80%
Auszug 80%
Extraction 80%

Extraction 100%
Vollauszug
Extraction 100%

CUPBOARD / REGAL / ARMOIRE

Top
Oberplatte
Plateau

MFC / Melaminplatte /
Panneau mélaminé
12mm

Body
Korps
Corps

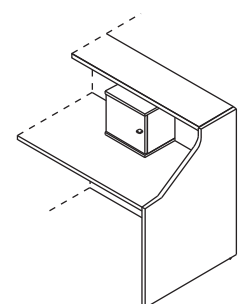
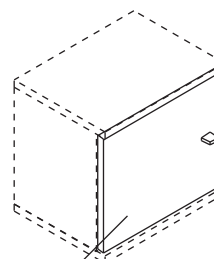
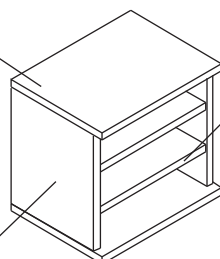
MFC / Melaminplatte /
Panneau mélaminé
18mm

Shelf
Boden
Plateau

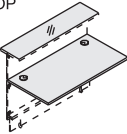
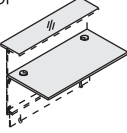
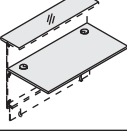
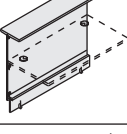
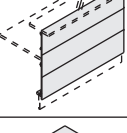
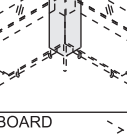
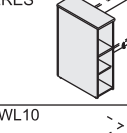
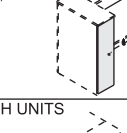
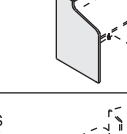

MFC / Melaminplatte /
Panneau mélaminé
12mm

Door
Tür
Porte

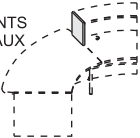
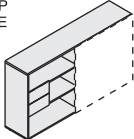
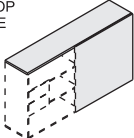
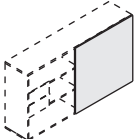
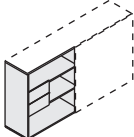


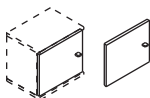
MFC / Melaminplatte /
Panneau mélaminé
18mm




FINISHES / FARBEN / FINITIONS

<p>GLASS TOP, WORKTOP GLASPLATTE, ARBEITSPLATTE TOP EN VERRE, PLAN DE TRAVAIL</p> 	<p>GLASS TOP GLASPLATTE TOP EN VERRE</p> <p>SL1 - LACOBEL GLASS WHITE GLAS LACOBEL, WEIß VERRE LAQUE LACOBEL, BLANC</p>	<p>WORKTOP ARBEITSPLATTE PLAN DE TRAVAIL</p> <p>67 - WHITE PASTEL WEIß PASTELL BLANC PASTEL</p>	<p>ATTENTION! GLASS TOP SL1 ONLY WITH WORKTOP 67-WHITE PASTEL</p> <p>ACHTUNG! GLASPLATTE SL1 NUR MIT DER ARBEITSPLATTE IN WEIß PASTELL (67)</p> <p>ATTENTION! LE TOP EN VERRE SL1 SEULEMENT AVEC LE PLAN DE TRAVAIL 67 - BLANC PASTEL</p>
<p>GLASS TOP, WORKTOP GLASPLATTE, ARBEITSPLATTE TOP EN VERRE, PLAN DE TRAVAIL</p> 	<p>GLASS TOP GLASPLATTE TOP EN VERRE</p> <p>SL3 - LACOBEL GLASS CANADIAN OAK GLAS LACOBEL, KANADISCHE EICHE VERRE LAQUE LACOBEL, CHENE CANADIAN</p>	<p>WORKTOP ARBEITSPLATTE PLAN DE TRAVAIL</p> <p>31 - CANADIAN OAK KANADISCHE EICHE CHENE CANADIAN</p>	<p>ATTENTION! GLASS TOP SL3 ONLY WITH WORKTOP 31-CANADIAN OAK</p> <p>ACHTUNG! GLASPLATTE SL3 NUR MIT DER ARBEITSPLATTE IN KANADISCHE EICHE (31)</p> <p>ATTENTION! LE TOP EN VERRE SL3 SEULEMENT AVEC LE PLAN DE TRAVAIL 31 - CHENE CANADIAN</p>
<p>GLASS TOP, WORKTOP GLASPLATTE, ARBEITSPLATTE TOP EN VERRE, PLAN DE TRAVAIL</p> 	<p>GLASS TOP GLASPLATTE TOP EN VERRE</p> <p>SL4 - LACOBEL GLASS CHESTNUT GLAS LACOBEL, WENGE VERRE LAQUE LACOBEL, WENGE</p>	<p>WORKTOP ARBEITSPLATTE PLAN DE TRAVAIL</p> <p>34 - CHESTNUT WENGE WENGE</p>	<p>ATTENTION! GLASS TOP SL4 ONLY WITH WORKTOP 34-CHESTNUT</p> <p>ACHTUNG! GLASPLATTE SL4 NUR MIT DER ARBEITSPLATTE IN WENGE (34)</p> <p>ATTENTION! LE TOP EN VERRE SL4 SEULEMENT AVEC LE PLAN DE TRAVAIL 34 - WENGE</p>
<p>BODY KORPS CORPS</p> 	<p>67 - WHITE PASTEL WEIß PASTELL BLANC PASTEL</p>		
<p>FRONT HPL FRONT HPL FRONT STRATIFIE</p> 	<p>31 - CANADIAN OAK KANADISCHE EICHE CHENE CANADIAN</p> <p>72 - HIGH GLOSS LIME GRÜN GLANZ VERT BRILLANT</p> <p>74 - HIGH GLOSS ORANGE ORANGE GLANZ ORANGE BRILLANT</p> <p>34 - CHESTNUT WENGE WENGE</p> <p>73 - HIGH GLOSS WHITE WEIß GLANZ BLANC BRILLANT</p> <p>82 - HIGH GLOSS RED ROT GLANZ ROUGE BRILLANT</p>		
<p>CORNER UNIT WÜRFELFUß MONOBLOC FERME</p> 	<p>31 - CANADIAN OAK KANADISCHE EICHE CHENE CANADIAN</p> <p>67 - WHITE PASTEL WEIß PASTELL BLANC PASTEL</p> <p>34 - CHESTNUT WENGE WENGE</p>		
<p>END UNIT WITH CUPBOARD SEITENSCHRANK MONOBLOC A ETAGERES</p> 	<p>31 - CANADIAN OAK KANADISCHE EICHE CHENE CANADIAN</p> <p>67 - WHITE PASTEL WEIß PASTELL BLANC PASTEL</p> <p>34 - CHESTNUT WENGE WENGE</p>		
<p>DOOR FOR LWP10, LWL10 TÜR LWP10, LWL10 PORTE POUR LWP10, LWL10</p> 	<p>31 - CANADIAN OAK KANADISCHE EICHE CHENE CANADIAN</p> <p>67 - WHITE PASTEL WEIß PASTELL BLANC PASTEL</p> <p>34 - CHESTNUT WENGE WENGE</p>		
<p>SIDE PANEL FOR HIGH UNITS WANGENFUß PANNEAU LATERAL</p> 	<p>31 - CANADIAN OAK KANADISCHE EICHE CHENE CANADIAN</p> <p>67 - WHITE PASTEL WEIß PASTELL BLANC PASTEL</p> <p>34 - CHESTNUT WENGE WENGE</p>		
<p>SIDE PANELS ENDUNGSELEMENTS PANNEAU LATERAUX</p> 	<p>31 - CANADIAN OAK KANADISCHE EICHE CHENE CANADIAN</p> <p>67 - WHITE PASTEL WEIß PASTELL BLANC PASTEL</p> <p>34 - CHESTNUT WENGE WENGE</p>		

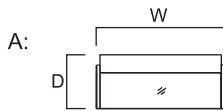
FINISHES / FARBEN / FINITIONS

<p>SIDE PANELS ENDUNGSELEMENTS PANNEAU LATÉRAUX</p> 	<p>31 – CANADIAN OAK KANADISCHE EICHE CHENE CANADIAN</p> <p>67 – WHITE PASTEL WEIß PASTELL BLANC PASTEL</p> <p>34 – CHESTNUT WENGE WENGE</p>
<p>BODY, COUNTER TOP KORPS, OBERPLATTE CORPS, TOP</p> <p>ZS02</p> 	<p>67 – WHITE PASTEL WEIß PASTELL BLANC PASTEL</p>
<p>FRONT, COUNTER TOP FRONT, OBERPLATTE FRONT, TOP</p> <p>ZS03</p> 	<p>31 – CANADIAN OAK KANADISCHE EICHE CHENE CANADIAN</p> <p>67 – WHITE PASTEL WEIß PASTELL BLANC PASTEL</p> <p>34 – CHESTNUT WENGE WENGE</p>
<p>FRONT HPL FRONT HPL FRONT STRATIFIE</p> <p>ZS02</p> 	<p>72 – HIGH GLOSS LIME GRÜN GLANZ VERT BRILLANT</p> <p>74 – HIGH GLOSS ORANGE ORANGE GLANZ ORANGE BRILLANT</p> <p>73 – HIGH GLOSS WHITE WEIß GLANZ BLANC BRILLANT</p> <p>82 – HIGH GLOSS RED ROT GLANZ ROUGE BRILLANT</p>
<p>BODY KORPS CORPS</p> <p>ZS03</p> 	<p>67 – WHITE PASTEL WEIß PASTELL BLANC PASTEL</p>
<p>PEDESTALS HPL CONTAINER HPL CAISSONS STRATIFIE</p> <p>SLK12HT, SLK13HT</p> 	<p>HPL – FRONT, COUNTER TOP HPL – FRONT, OBERPLATTE STRATIFIE – FRONT, TOP</p> <p>BODY KORPS CORPS</p> <p>73 – HIGH GLOSS WHITE WEIß GLANZ BLANC BRILLANT</p> <p>67 – WHITE PASTEL WEIß PASTELL BLANC PASTEL</p>
<p>CUPBOARD REGAL ARMOIRE</p> 	<p>31 – CANADIAN OAK KANADISCHE EICHE CHENE CANADIAN</p> <p>67 – WHITE PASTEL WEIß PASTELL BLANC PASTEL</p> <p>34 – CHESTNUT WENGE WENGE</p>
<p>DOOR FOR LMS03 TÜR ZUM LMS03 PORTE AVEC LMS03</p> 	<p>31 – CANADIAN OAK KANADISCHE EICHE CHENE CANADIAN</p> <p>67 – WHITE PASTEL WEIß PASTELL BLANC PASTEL</p> <p>34 – CHESTNUT WENGE WENGE</p>

CONFIGURATIONS / BEISPIEL ANORDNUNG / CONFIGURATIONS

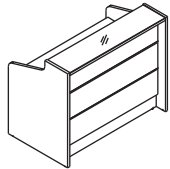


SET / ANORDNUNG / ARRANGEMENT

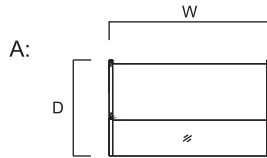


A:
Cable-way 1x ø 80mm only on the left side.
Kabeldurchlass 1x ø 80mm nur an der Linken Seite.
Obtuteur 1x ø 80mm seulement à gauche.

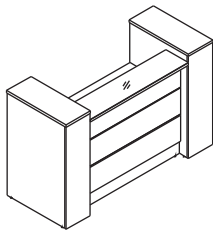
INDEX / SYMBOL	DIMENSIONS / ABMESSUNGEN / DIMENSIONS (mm)		
A	W	D	H
LWC96L	900	458	1105



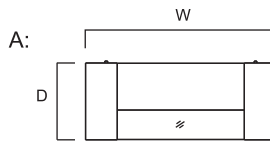
LWN 1 + LW¹³₂₃L + LWN 2



INDEX / SYMBOL	DIMENSIONS / ABMESSUNGEN / DIMENSIONS (mm)		
-	W	D	H
LWC95L ⁰⁹	900	946	1105
LWC75L ¹³	1346		
LWC76L ¹⁶	1646		
LWC77L ²³	2346		

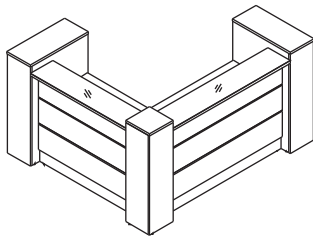


LWD 10 + LWP 10 + LW¹³₂₃L + LWL 10 + LWD 10

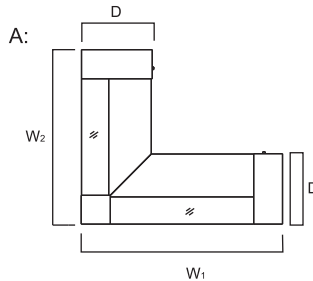


Please note: contains LWD10 2pcs
Achtung: enthält LWD10 2Stück
Attention: contient LWD10 2pieces

INDEX / SYMBOL	DIMENSIONS / ABMESSUNGEN / DIMENSIONS (mm)		
-	W	D	H
LWC01L ¹³	1930	946	1200
LWC02L ¹⁶	2230		
LWC03L ²³	2930		

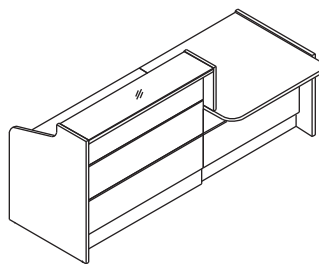


LWD 10 + LWP 10 + LWP¹³₂₃L + LW 10 + NE41 + LWL¹³₂₃L + LWL 10 + LWD 10

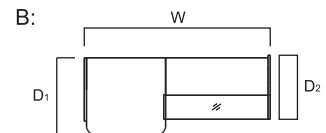
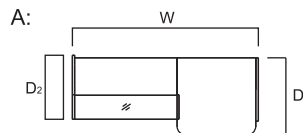


Please note: contains LWD10 2pcs
Achtung: enthält LWD10 2Stück
Attention: contient LWD10 2pieces

INDEX / SYMBOL	DIMENSIONS / ABMESSUNGEN / DIMENSIONS (mm)			
-	W ₁	W ₂	D	H
LWC10L ¹³	1930	1930	946	1200
LWC11L ¹⁶	1930	2230		
LWC12L ²³	1930	2930		
LWC13L ¹³	2230	1930		
LWC14L ¹⁶	2230	2230		
LWC15L ²³	2230	2930		
LWC16L ¹³	2930	1930		
LWC17L ¹⁶	2930	2230		
LWC18L ²³	2930	2930		



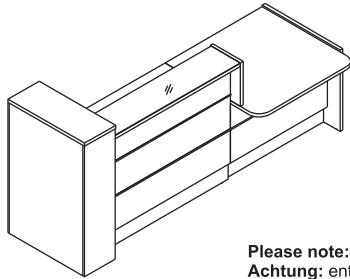
A: LWN 1 + LW¹³₂₃L + NE41 + LWN 4 + LWU 11 L + LWN 6
B: LWN 5 + LWU 11 L + NE41 + LWN 3 + LW¹³₂₃L + LWN 2



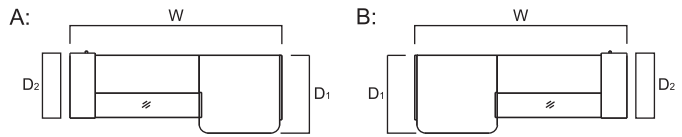
INDEX / SYMBOL		DIMENSIONS / ABMESSUNGEN / DIMENSIONS (mm)			
A	B	W	D ₁	D ₂	H
LWC19L ¹³	LWC20L ¹³	2346	1114	946	1105
LWC21L ¹⁶	LWC22L ¹⁶	2646			
LWC23L ²³	LWC24L ²³	3346			

INDEX „T”: Optional worktop with monitor shelf / Arbeitsplatte mit Monitorboden (als Option) / Plan de travail avec support moniteur en option, e.g. LW13LT. Extra charge / Aufpreis / supplémentaires: 160 €.

CONFIGURATIONS / BEISPIEL ANORDNUNG / CONFIGURATIONS



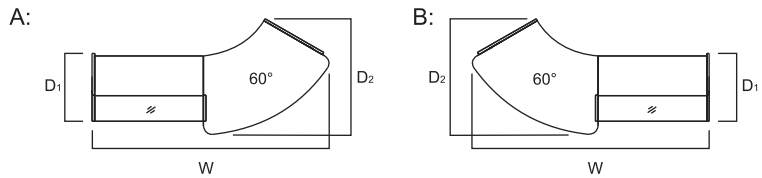
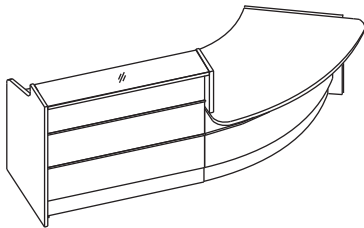
Please note: contains LWD10 1pc
Achtung: enthält LWD10 1Stück
Attention: contient LWD10 1piece



INDEX / SYMBOL		DIMENSIONS / ABMESSUNGEN / DIMENSIONS (mm)			
A	B	W	D ₁	D ₂	H
LWC41L ^{1,3}	LWC42L ^{1,3}	2638	1114	946	1200
LWC43L ^{1,6}	LWC44L ^{1,6}	2938			
LWC45L ^{2,3}	LWC46L ^{2,3}	3638			

A: LWN10+LWP10+LW^{1,3}₂₃L+NE41+LWN4+LWU11L+LWN6

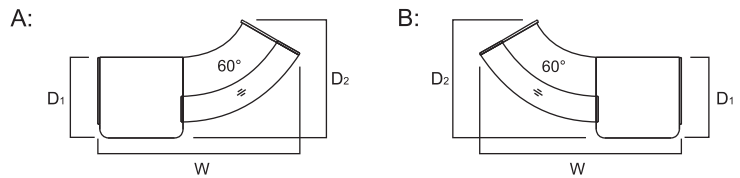
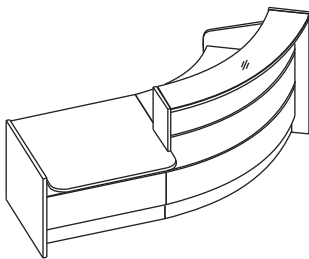
B: LWN5+LWU11L+NE41+LWN3+LW^{1,3}₂₃L+LWL10+LWD10



INDEX / SYMBOL		DIMENSIONS / ABMESSUNGEN / DIMENSIONS (mm)			
A	B	W	D ₁	D ₂	H
LWC88L ^{1,3}	LWC89L ^{1,3}	2834	946	1476	1105
LWC91L ^{1,6}	LWC92L ^{1,6}	3134			
LWC93L ^{2,3}	LWC94L ^{2,3}	3834			

A: LWN1+LW^{1,3}₂₃L+NE41+LWN4+LWC66L+LWN6

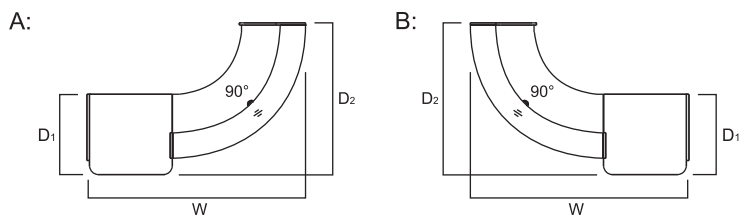
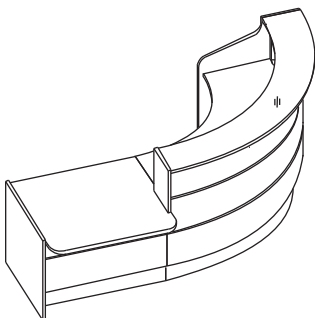
B: LWN5+LWC66L+NE41+LWN3+LW^{1,3}₂₃L+LWN2



INDEX / SYMBOL		DIMENSIONS / ABMESSUNGEN / DIMENSIONS (mm)			
A	B	W	D ₁	D ₂	H
LWC84L	LWC85L	2427	1114	1495	1105

A: LWN5+LWU11L+NE41+LWN3+LWC64L+LWN2

B: LWN1+LWC64L+NE41+LWN4+LWU11L+LWN6



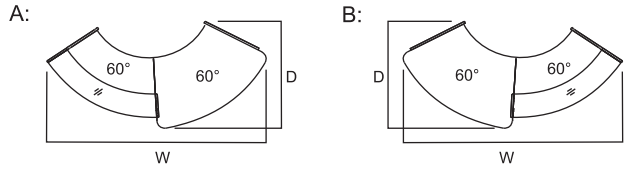
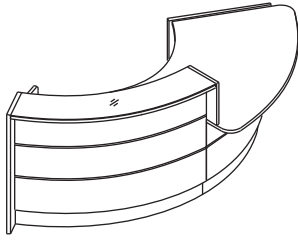
INDEX / SYMBOL		DIMENSIONS / ABMESSUNGEN / DIMENSIONS (mm)			
A	B	W	D ₁	D ₂	H
LWC86L	LWC87L	2629	1114	1826	1105

A: LWN5+LWU11L+NE41+LWN3+LWC90L+LWN2

B: LWN1+LWC90L+NE41+LWN4+LWU11L+LWN6

INDEX „T”: Optional worktop with monitor shelf / Arbeitsplatte mit Monitorboden (als Option) / Plan de travail avec support moniteur en option, e.g. LW13LT. Extra charge / Aufpreis / supplémentaires:

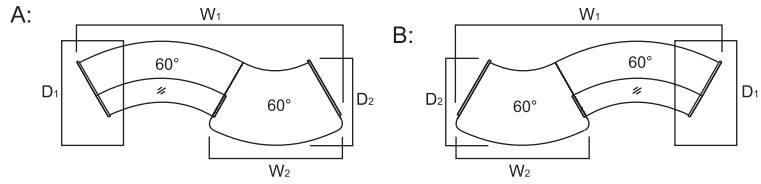
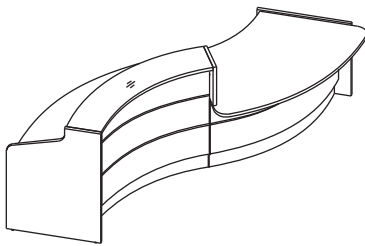
CONFIGURATIONS / BEISPIEL ANORDNUNG / CONFIGURATIONS



A: LWN 1+LWC64L+NE41+LWN4+LWC66L+LWN6

B: LWN5+LWC66L+NE41+LWN3+LWC64L+LWN2

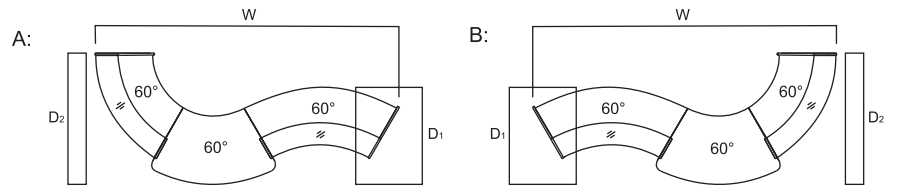
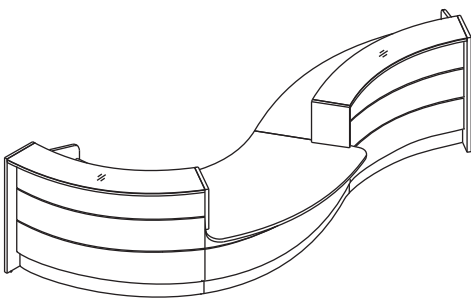
INDEX / SYMBOL		DIMENSIONS / ABMESSUNGEN / DIMENSIONS (mm)		
A	B	W	D	H
LWC30L	LWC31L	2916	1491	1105



A: LWN 1+LWC62L+NE41+LWN4+LWC66L+LWN6

B: LWN5+LWC66L+NE41+LWN3+LWC62L+LWN2

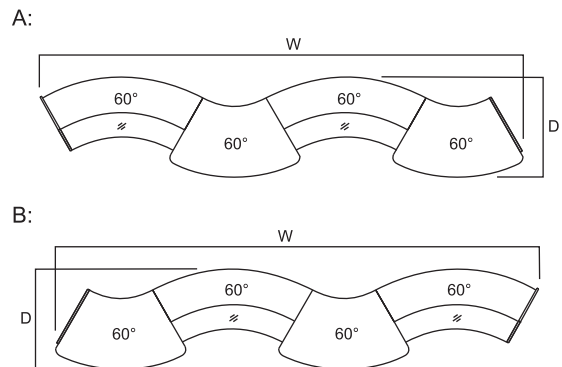
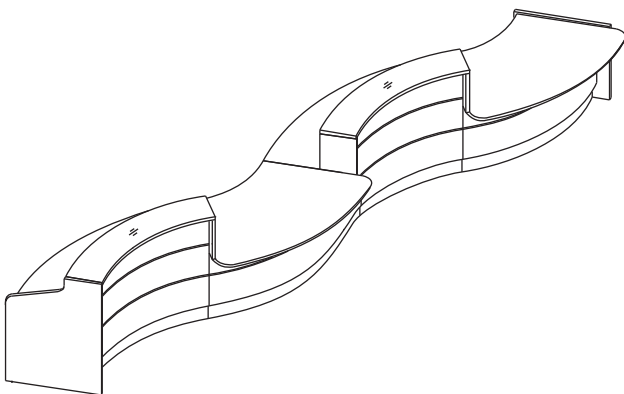
INDEX / SYMBOL		DIMENSIONS / ABMESSUNGEN / DIMENSIONS (mm)				
A	B	W ₁	W ₂	D ₁	D ₂	H
LWC32L	LWC33L	3457	1720	1501	1218	1105



A: LWN 1+LWC64L+NE41+LWN4+LWC66L+NE41+LWN3+LWC62L+LWN2

B: LWN 1+LWC62L+NE41+LWN4+LWC66L+NE41+LWN3+LWC64L+LWN2

INDEX / SYMBOL		DIMENSIONS / ABMESSUNGEN / DIMENSIONS (mm)			
A	B	W	D ₁	D ₂	H
LWC34L	LWC35L	4197	1501	1824	1105



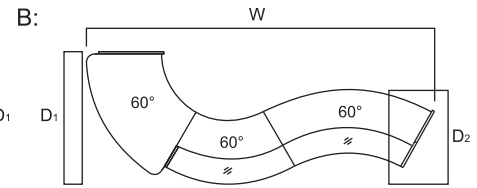
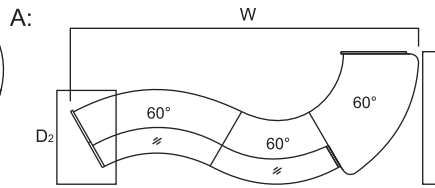
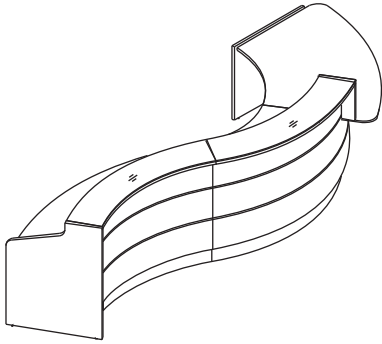
A: LWN 1+LWC62L+NE41+LWN4+LWC66L+NE41+LWN3+LWC62L+NE41+LWN4+LWC66L+LWN6

B: LWN5+LWC66L+NE41+LWN3+LWC62L+NE41+LWN4+LWC66L+NE41+LWN3+LWC62L+LWN2

INDEX / SYMBOL		DIMENSIONS / ABMESSUNGEN / DIMENSIONS (mm)		
A	B	W	D	H
LWC36L	LWC37L	6357	1501	1105

INDEX „T“: Optional worktop with monitor shelf / Arbeitsplatte mit Monitorboden (als Option) / Plan de travail avec support moniteur en option, e.g. LW13LT. Extra charge / Aufpreis / supplémentaires:

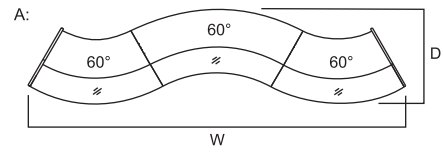

CONFIGURATIONS / BEISPIEL ANORDNUNG / CONFIGURATIONS



INDEX / SYMBOL		DIMENSIONS / ABMESSUNGEN / DIMENSIONS (mm)			
A	B	W	D ₁	D ₂	H
LWC38L	LWC39L	4390	1629	1306	1105

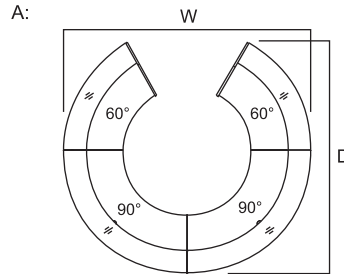
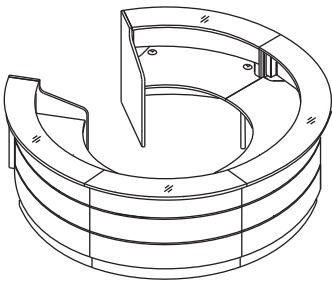
A: LWN 1 + LWC62L + NE41 + LWC64L + NE41 + LWN4 + LWC66L + LWN6

B: LWN5 + LWC66L + NE41 + LWN3 + LWC64L + NE41 + LWC62L + LWN2



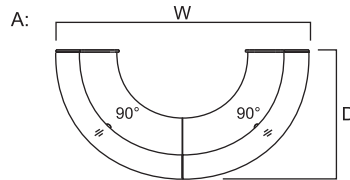
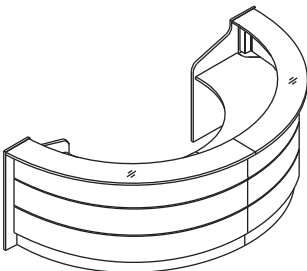
INDEX / SYMBOL	DIMENSIONS / ABMESSUNGEN / DIMENSIONS (mm)		
-	W	D	H
LWC50L	4548	1306	1105

LWN 1 + LWC64L + NE41 + LWC62L + NE41 + LWC64L + LWN2



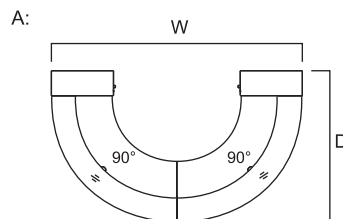
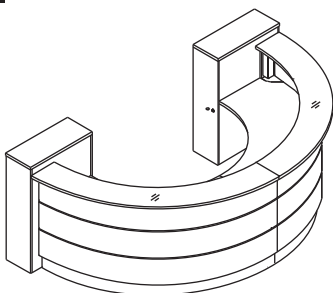
INDEX / SYMBOL	DIMENSIONS / ABMESSUNGEN / DIMENSIONS (mm)		
-	W	D	H
LWC51L	3202	3001	1105

LWN 1 + LWC64L + NE41 + LWC90L + NE41 + LWC90L + NE41 + LWC64L + LWN2



INDEX / SYMBOL	DIMENSIONS / ABMESSUNGEN / DIMENSIONS (mm)		
-	W	D	H
LWC52L	3200	1629	1105

LWN 1 + LWC90L + NE41 + LWC90L + LWN2



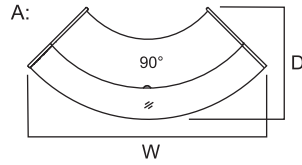
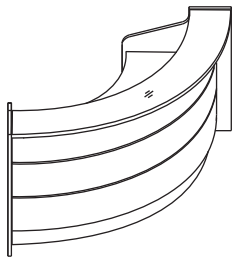
INDEX / SYMBOL	DIMENSIONS / ABMESSUNGEN / DIMENSIONS (mm)		
-	W	D	H
LWC61L	3214	1919	1200

LWD 10 + LWP 10 + LWC90L + NE41 + LWC90L + LWL 10 + LWD 10

Please note: contains LWD10 2pcs
Achtung: enthält LWD10 2Stück
Attention: contient LWD10 2pieces

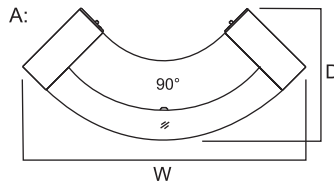
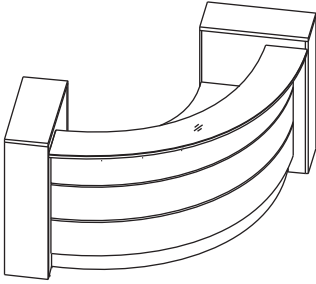
INDEX „T”: Optional worktop with monitor shelf / Arbeitsplatte mit Monitorboden (als Option) / Plan de travail avec support moniteur en option, e.g. LW13LT. Extra charge / Aufpreis / supplémentaires:

CONFIGURATIONS / BEISPIEL ANORDNUNG / CONFIGURATIONS



INDEX / SYMBOL	DIMENSIONS / ABMESSUNGEN / DIMENSIONS (mm)		
-	W	D	H
LWC53L	2302	1158	1105

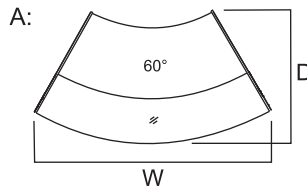
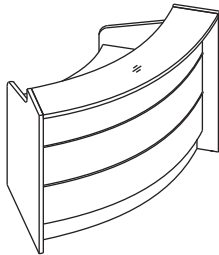
LWN 1 + LWC90L + LWN 2



INDEX / SYMBOL	DIMENSIONS / ABMESSUNGEN / DIMENSIONS (mm)		
-	W	D	H
LWC73L	2722	1358	1200

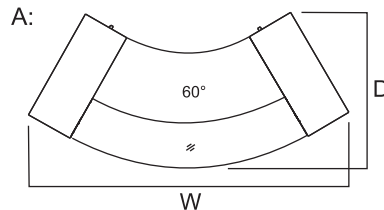
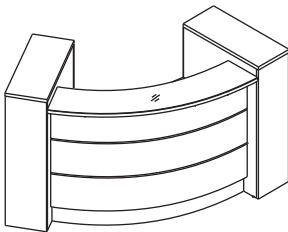
Please note: contains LWD10 2pcs
Achtung: enthält LWD10 2Stück
Attention: contient LWD10 2pieces

LWD 10 + LWP 10 + LWC90L + LWL 10 + LWD 10



INDEX / SYMBOL	DIMENSIONS / ABMESSUNGEN / DIMENSIONS (mm)		
-	W	D	H
LWC54L	1648	1049	1105

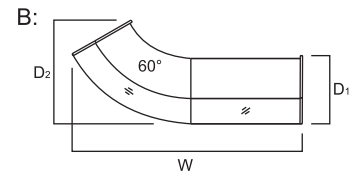
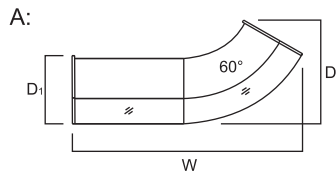
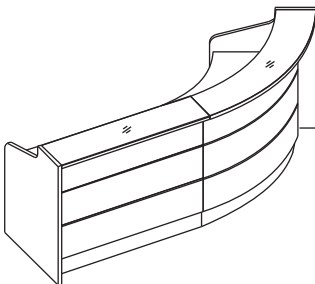
LWN 1 + LWC64L + LWN 2



INDEX / SYMBOL	DIMENSIONS / ABMESSUNGEN / DIMENSIONS (mm)		
-	W	D	H
LWC74L	2158	1188	1200

Please note: contains LWD10 2pcs
Achtung: enthält LWD10 2Stück
Attention: contient LWD10 2pieces

LWD 10 + LWP 10 + LWC64L + LWL 10 + LWD 10

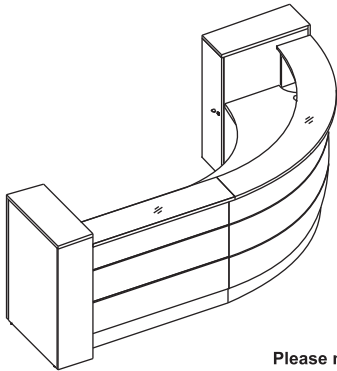


INDEX / SYMBOL		DIMENSIONS / ABMESSUNGEN / DIMENSIONS (mm)			
A	B	W	D ₁	D ₂	H
LWC78L ^{1,3}	LWC79L ^{1,3}	2718	946	1298	1105
LWC80L ^{1,6}	LWC81L ^{1,6}	3018			
LWC82L ^{2,3}	LVW83L ^{2,3}	3718			

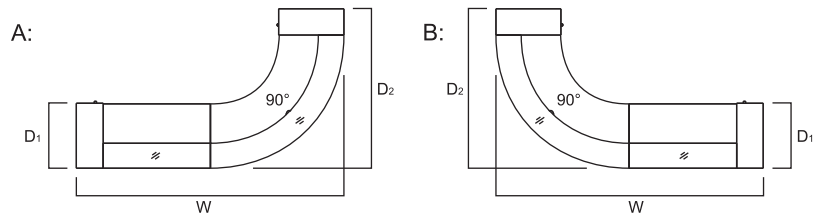
A: LWN 1 + LW^{1,3}₂₃L + NE41 + LWC64L + LWN 2

B: LWN 1 + LWC64L + NE41 + LW^{1,6}₂₃L + LWN 2

CONFIGURATIONS / BEISPIEL ANORDNUNG / CONFIGURATIONS

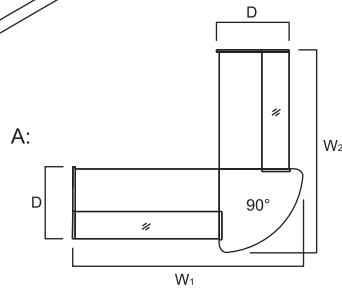
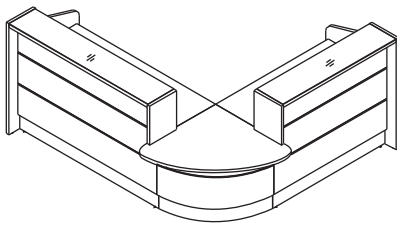


Please note: contains LWD10 2pcs
Achtung: enthält LWD10 2Stück
Attention: contient LWD10 2pieces



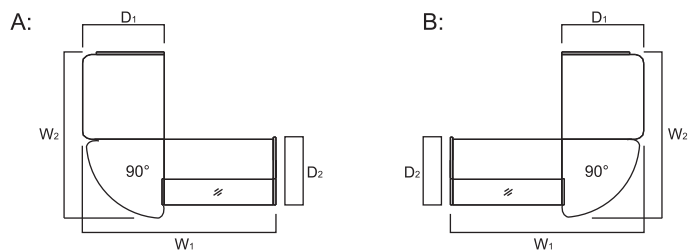
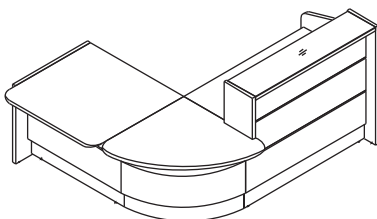
INDEX / SYMBOL		DIMENSIONS / ABMESSUNGEN / DIMENSIONS (mm)			
A	B	W	D ₁	D ₂	H
LWC55L ¹³	LWC56L ¹³	3215	946	1925	1200
LWC57L ¹⁶	LWC58L ¹⁶	3515			
LWC59L ²³	LWC60L ²³	4215			

A: LWD10¹³+LWP10¹⁶+LW233L¹³+NE41¹³+LWC90L¹³+LWL10¹³+LWD10¹³
 B: LWD10¹³+LWP10¹⁶+LWC90L¹³+NE41¹³+LW233L¹⁶+LWL10¹³+LWD10¹³



INDEX / SYMBOL	DIMENSIONS / ABMESSUNGEN / DIMENSIONS (mm)			D	H
-	W ₁	W ₂	D		
LWC101L ¹³	2427	2427	946	1105	
LWC102L ¹⁶	2427	2727			
LWC103L ²³	2427	3427			
LWC104L ¹³	2727	2427			
LWC105L ¹⁶	2727	2727			
LWC106L ²³	2727	3427			
LWC107L ¹³	3427	2427			
LWC108L ¹⁶	3427	2727			
LWC109L ²³	3427	3427			

LWN1¹³+LW233L¹⁶+NE41¹³+LWN4¹³+LWC68L¹³+NE41¹³+LWN3¹³+LW233L¹⁶+LWN2¹³

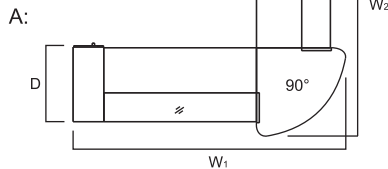
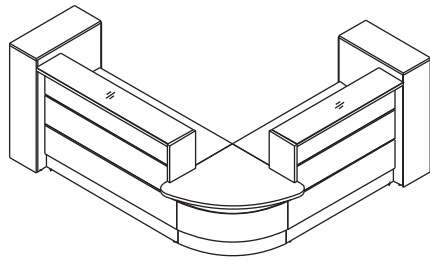


INDEX / SYMBOL		DIMENSIONS / ABMESSUNGEN / DIMENSIONS (mm)				
A	B	W ₁	W ₂	D ₁	D ₂	H
LWC110L ¹³	LWC111L ¹³	2432	2136	1114	946	1105
LWC112L ¹⁶	LWC113L ¹⁶	2732	2136			
LWC114L ²³	LWC115L ²³	3432	2136			

A: LWN5¹³+LWU111L¹⁶+NE41¹³+LWC68L¹³+NE41¹³+LWN3¹³+LW233L¹⁶+LWN2¹³
 B: LWN1¹³+LW233L¹⁶+NE41¹³+LWN4¹³+LWC68L¹³+NE41¹³+LWN111L¹⁶+LWN6¹³

INDEX „T”: Optional worktop with monitor shelf / Arbeitsplatte mit Monitorboden (als Option) / Plan de travail avec support moniteur en option, e.g. LW13LT. Extra charge / Aufpreis / supplémentaires:

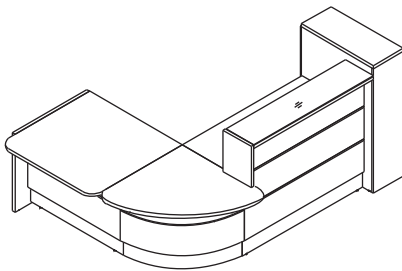
CONFIGURATIONS / BEISPIEL ANORDNUNG / CONFIGURATIONS



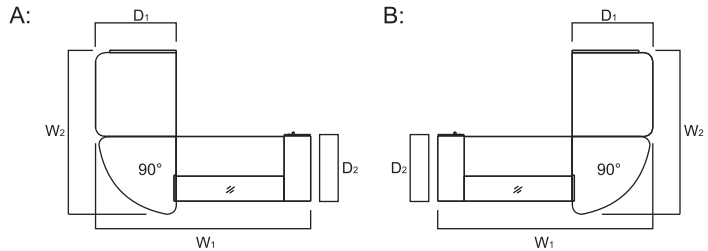
Please note: contains LWD10 2pcs
Achtung: enthält LWD10 2Stück
Attention: contient LWD10 2pieces

INDEX / SYMBOL	DIMENSIONS / ABMESSUNGEN / DIMENSIONS (mm)			
	A	W ₁	W ₂	D
^{1 3} LWC116L	2717	2717	946	1200
^{1 3} LWC117L	2717	3017		
^{1 3} LWC118L	2717	3717		
^{1 6} LWC119L	3017	2717		
^{1 6} LWC120L	3017	3017		
^{1 6} LWC121L	3017	3717		
^{2 3} LWC122L	3717	2717		
^{2 3} LWC123L	3717	3017		
^{2 3} LWC124L	3717	3717		

LWD10+LWP10+LW^{1 3}_{2 3}L+NE41+LWN4+LWC68L+NE41+LWN3+LW^{1 3}_{2 3}L+LWL10+LWD10

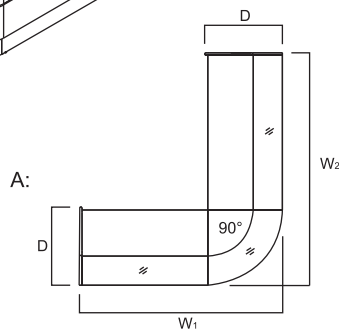
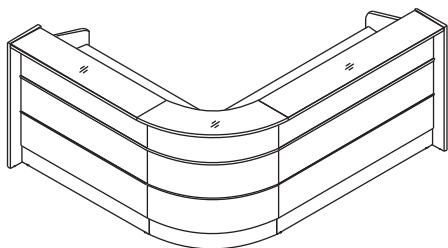


Please note: contains LWD10 1pc
Achtung: enthält LWD10 1Stück
Attention: contient LWD10 1piece



INDEX / SYMBOL	A	B	DIMENSIONS / ABMESSUNGEN / DIMENSIONS (mm)			
			W ₁	W ₂	D ₁	D ₂
^{1 3} LWC125L	^{1 3} LWC126L	2722	2136	1114	946	1200
^{1 6} LWC127L	^{1 6} LWC128L	3022	2136			
^{2 3} LWC129L	^{2 3} LWC130L	3722	2136			

A: LWN5+LWU11L+NE41+LWC68L+NE41+LWN3+LW^{1 3}_{2 3}L+LWL10+LWD10
B: LWD10+LWP10+LW^{1 3}_{2 3}L+NE41+LWN4+LWC68L+NE41+LWU11L+LWN6

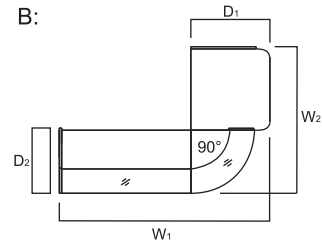
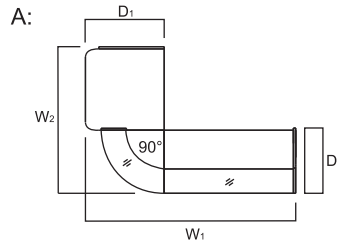
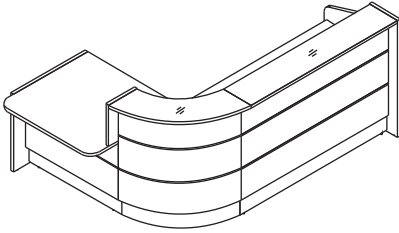


INDEX / SYMBOL	DIMENSIONS / ABMESSUNGEN / DIMENSIONS (mm)			
	A	W ₁	W ₂	D
^{1 3} LWC131L	2235	2235	946	1105
^{1 3} LWC132L	2235	2535		
^{1 3} LWC133L	2235	3235		
^{1 6} LWC134L	2535	2235		
^{1 6} LWC135L	2535	2535		
^{1 6} LWC136L	2535	3235		
^{2 3} LWC137L	3235	2235		
^{2 3} LWC138L	3235	2535		
^{2 3} LWC139L	3235	3235		

LWN1+LW^{1 3}_{2 3}L+NE41+LWC70L+NE41+LW^{1 3}_{2 3}L+LWN2

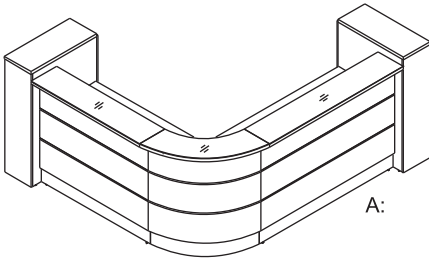
INDEX „T”: Optional worktop with monitor shelf / Arbeitsplatte mit Monitorboden (als Option) / Plan de travail avec support moniteur en option, e.g. LW13LT. Extra charge / Aufpreis / supplémentaires:

CONFIGURATIONS / BEISPIEL ANORDNUNG / CONFIGURATIONS

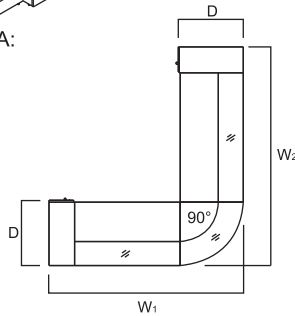


INDEX / SYMBOL		DIMENSIONS / ABMESSUNGEN / DIMENSIONS (mm)				
A	B	W ₁	W ₂	D ₁	D ₂	H
LWC140L ¹³	LWC141L ¹³	2432	1945	1114	946	1105
LWC142L ¹⁶	LWC143L ¹⁶	2732				
LWC144L ²³	LWC145L ²³	3432				

A: LWN5+LWU11L+NE41+LWN3+LWN70L+NE41+LW¹³/₂₃L+LWN2
 B: LWN1+LW¹³/₂₃L+NE41+LWC70L+NE41+LWN4+LWU11L+LWN6



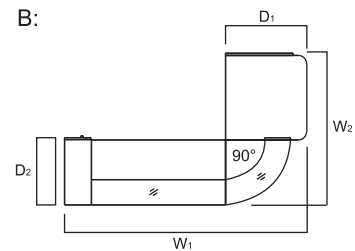
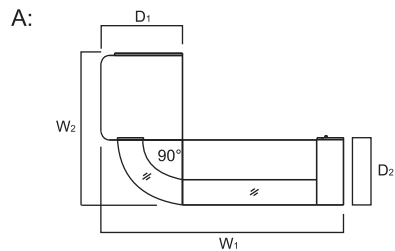
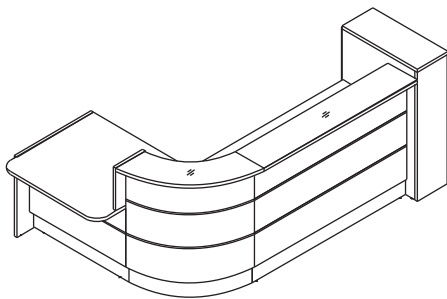
A:



INDEX / SYMBOL	DIMENSIONS / ABMESSUNGEN / DIMENSIONS (mm)			
A	W ₁	W ₂	D	H
LWC146L ¹³	2525	2525	946	1200
LWC147L ¹⁶	2525	2827		
LWC148L ²³	2525	3527		
LWC149L ¹³	2827	2525		
LWC150L ¹⁶	2827	2827		
LWC151L ²³	2827	3527		
LWC152L ¹³	3527	2525		
LWC153L ¹⁶	3527	2827		
LWC154L ²³	3527	3527		

Please note: contains LWD10 2pcs
 Achtung: enthält LWD10 2Stück
 Attention: contient LWD10 2pieces

LWD10+LWP10+LW¹³/₂₃L+NE41+LWC70L+NE41+LW¹³/₂₃L+LWL10+LWD10



INDEX / SYMBOL		DIMENSIONS / ABMESSUNGEN / DIMENSIONS (mm)				
A	B	W ₁	W ₂	D ₁	D ₂	H
LWC155L ¹³	LWC156L ¹³	2722	1951	1114	946	1200
LWC157L ¹⁶	LWC158L ¹⁶	3022	1951			
LWC159L ²³	LWC160L ²³	3722	1951			

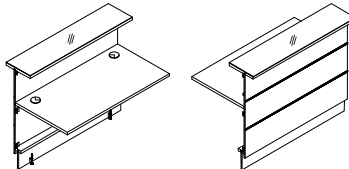
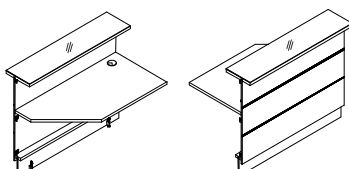
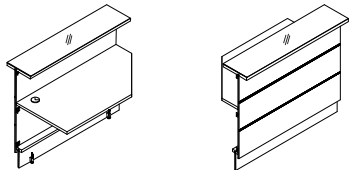
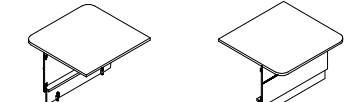
Please note: contains LWD10 2pcs
 Achtung: enthält LWD10 2Stück
 Attention: contient LWD10 2pieces

A: LWN5+LWU11L+NE41+LWN3+LWC70L+NE41+LW¹³/₂₃L+LWL10+LWD10
 B: LWD10+LWP10+LW¹³/₂₃L+NE41+LWC70L+NE41+LWN4+LWU11L+LWN6

INDEX „T”: Optional worktop with monitor shelf / Arbeitsplatte mit Monitorboden (als Option) / Plan de travail avec support moniteur en option, e.g. LW13LT. Extra charge / Aufpreis / supplémentaires:

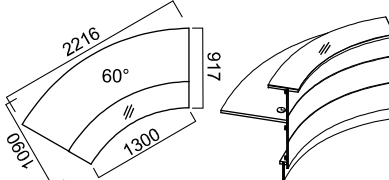
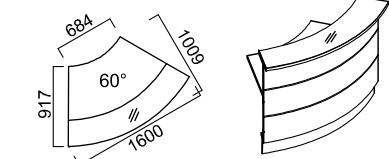
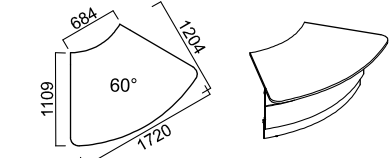
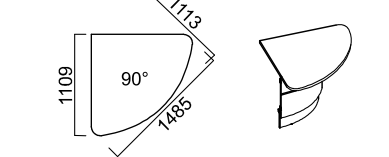
PRODUCT ILLUSTRATION OBJEKTANSICHT UND SKIZZE VUE DE PRODUIT	DIMENSIONS / ABMESSUNGEN / DIMENSIONS (mm)			INDEX / SYMBOL	REMARKS BEMERKUNGEN REMARQUES
	width/Breite/ largeur a / a'	depth/Tiefe/ profondeur b / b'	height/Höhe/ hauteur h		

STRAIGHT UNITS / GERADE BESTANDTEIL / PLATEAUX DROITS

	844	917	1105	LW09L		
	1290	917	1105	LW13L		
	1590	917	1105	LW16L		
	2290	917	1105	LW23L		
	1290	917	1105	LWP13L		
	1590	917	1105	LWP16L		
	2290	917	1105	LWP23L		
	1290	917	1105	LWL13L		
	1590	917	1105	LWL16L		
	2290	917	1105	LWL23L		
	1000	1114	740	LWU11L		

LED: Illumination / Beleuchtung / Illumination. NE41 - required on all connections of receptions LWP, LWL / Den Fuß zusätzlich zur Verbindung der Thekenelemente LWP, LWL bestellen / nécessaire sur la connexion des banques LWP, LWL

CURVED UNITS / BOGEN BESTENDTEILE / PLANS D'ANGLE

	2216	917	1105	LWC62L		
	1600	917	1105	LWC64L		
	1720	1109	740	LWC66L		
	1485	1109	740	LWC68L		

Please note: Units shown above are not freestanding. / Diese Thekenteile sind keine freistehende Elemente. / Les éléments ci-dessus ne sont pas indépendants.

PRODUCT ILLUSTRATION OBJEKTANSICHT UND SKIZZE VUE DE PRODUIT	DIMENSIONS / ABMESSUNGEN / DIMENSIONS (mm)			INDEX / SYMBOL	REMARKS BEMERKUNGEN REMARQUES
	width/Breite/ largeur a / a'	depth/Tiefe/ profondeur b / b'	height/Höhe/ hauteur h		

CURVED UNITS / BOGEN BESTENDTEILE / PLANS D'ANGLE

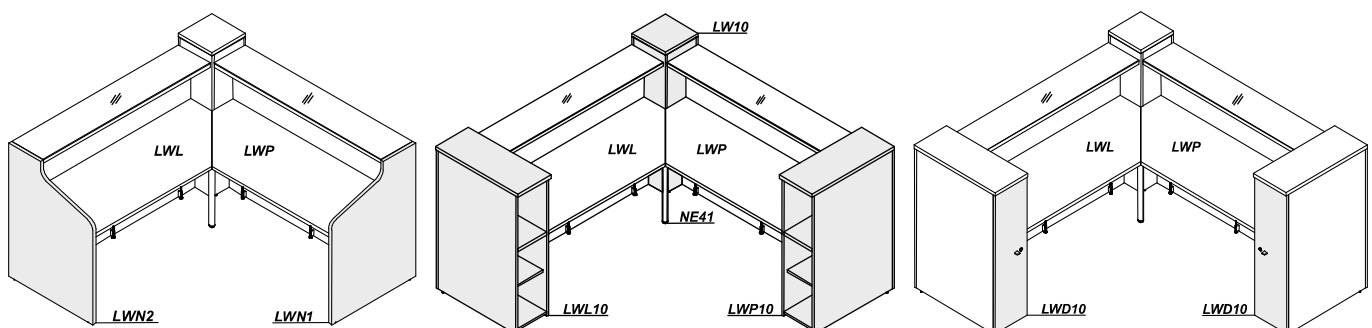
	1297	917	1105	LWC70L	
	2264	917	1105	LWC90L	

Please note: Units shown above are not freestanding. / Diese Thekenteile sind keine freistehende Elemente. / Les éléments ci-dessus ne sont pas indépendants.

COMPONENTS / BESTANDTEILE / ELEMENTS

	324	324	1200	LW10	<ul style="list-style-type: none"> - corner unit - Würfel Fuß - monobloc fermé
	320	946	1200	LWP10	<ul style="list-style-type: none"> - end unit with cupboard, right, <u>only for high units!</u> - Seitenschrank, Recht, <u>nur für hohe Empfangstheken!</u> - monobloc à étagères, droit <u>seulement pour éléments hauts!</u>
	320	946	1200	LWL10	<ul style="list-style-type: none"> - end unit with cupboard, left, <u>only for high units!</u> - Seitenschrank, Links, <u>nur für hohe Empfangstheken!</u> - monobloc à étagères, gauche, <u>seulement pour éléments hauts!</u>
	312	18	1156	LWD10	<ul style="list-style-type: none"> - door for LWP10 and LWL10 - Tür mit Verschluss zum LWP10, LWL10 - porte pour LWP10 et LWL10

POSSIBLE CONFIGURATIONS / BEISPIEL ANOGDNUNG / EXEMPLES DE CONFIGURATIONS

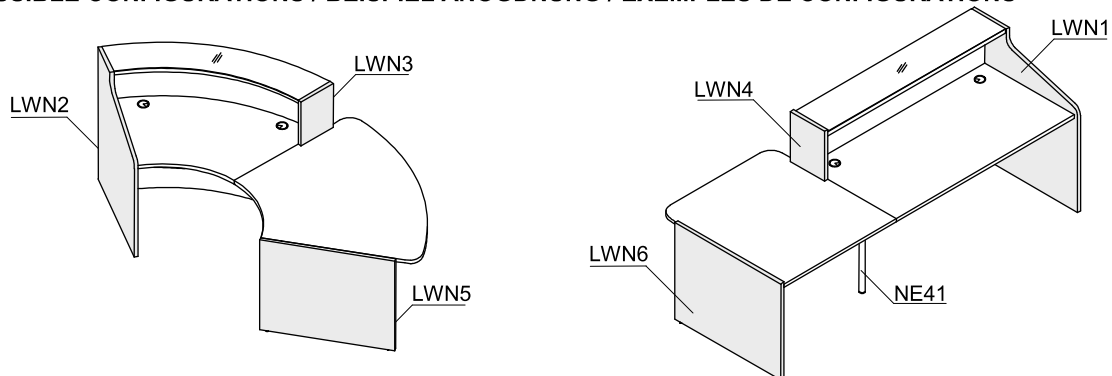


PRODUCT ILLUSTRATION OBJEKTANSICHT UND SKIZZE VUE DE PRODUIT	DIMENSIONS / ABMESSUNGEN / DIMENSIONS (mm)			INDEX / SYMBOL	REMARKS BEMERKUNGEN REMARQUES
	width/Breite/ largeur a / a'	depth/Tiefe/ profondeur b / b'	height/Höhe/ hauteur h		

COMPONENTS / BESTANDTEILE / ELEMENTS

	28	946	1105	LWN1	- side panel for high units, right - Wangenfuß, Recht - pied coté droit des éléments hauts
	28	946	1105	LWN2	- side panel for high units, left - Wangenfuß, Links - pied coté gauche des éléments hauts
	28	308	365	LWN3	- right upper side panel - Endungselent, Recht - élément de finition de la rehausse, droit
	28	308	365	LWN4	- left upper side panel - Endungselent, Links - élément de finition de la rehausse, gauche
	28	946	755	LWN5	- right lower side panel - Wangenfuß niedrig, Recht - pied de la banque pour les handicapées, droit
	28	946	755	LWN6	- left lower side panel - Wangenfuß niedrig, Links - pied de la banque pour les handicapés, gauche
	∅ 40	-	712	NE41	- supporting leg - Stützfuß - pied de support 09-aluminium/ Aluminium/aluminium

POSSIBLE CONFIGURATIONS / BEISPIEL ANOGDNUNG / EXEMPLES DE CONFIGURATIONS



* NE41 - required on all connections of receptions / Den Fuß zusätzlich zur Verbindung der Thekenelemente bestellen / nécessaire sur la connexion des banques

COMMON ELEMENTS / ERGÄNZUNGSELEMENTE / ACCESSOIRES

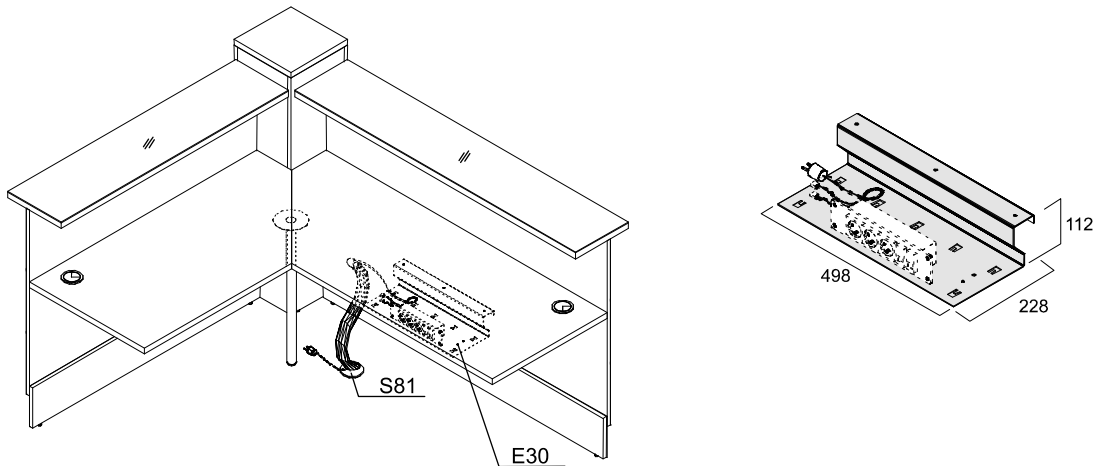
	345	260	320	LMS03	- cupboard - Regal - armoire
	339	18	292	LMS04	- door for LMS03 - Tür zum LMS03 - porte avec LMS03

PRODUCT ILLUSTRATION OBJEKTANSICHT UND SKIZZE VUE DE PRODUIT	DIMENSIONS / ABMESSUNGEN / DIMENSIONS (mm)			INDEX / SYMBOL	REMARKS BEMERKUNGEN REMARQUES
	width/Breite/ largeur a / a'	depth/Tiefe/ profondeur b / b'	height/Höhe/ hauteur h		

COMMON ELEMENTS / ERGÄNZUNGSELEMENTE / ACCESSOIRES

	140	70	750	S81	<ul style="list-style-type: none"> - vertical cable duct - Kabelführung (Wirbelsäule) - goulotte 09-aluminium / Aluminium / aluminium
	498	228	112	E30	<ul style="list-style-type: none"> - cable tray, 15-white - zum Kabelbefestigung unter der Tischplatte, 15-Weiß
	600	147	120	E26	<ul style="list-style-type: none"> - goulotte horizontale, 15-blanc

POSSIBLE CONFIGURATIONS / BEISPIEL ANOGDUNG / EXEMPLES DE CONFIGURATIONS



CABINET / SCHRÄNK / RANGEMENT

	2000	434	1129	ZS02	<ul style="list-style-type: none"> - front: HPL - HPL - Front, - front stratifié
	2000	434	1129	ZS03	<ul style="list-style-type: none"> - front: MFC - Front: Melaminplatte - front: panneau mélaminé
	428	385	403	ZSZ01	<ul style="list-style-type: none"> - drawer for ZS02, ZS03 - Schubladen zum ZS02, ZS03 - tiroir avec ZS02, ZS03

PEDESTAL HPL / CONTAINER HPL / CAISSON STRATIFIE

<ul style="list-style-type: none"> - include pencil case, one filing drawer - Aktenschublade, mit Materialauszug - avec DS., avec le plumier 	470	616	580	SLK12HT	<ul style="list-style-type: none"> - HPL - front, counter top
<ul style="list-style-type: none"> - include pencil case - mit Materialauszug - avec le plumier 	470	616	580	SLK13HT	<ul style="list-style-type: none"> - HPL - Front, Oberplatte - stratifié - front, top