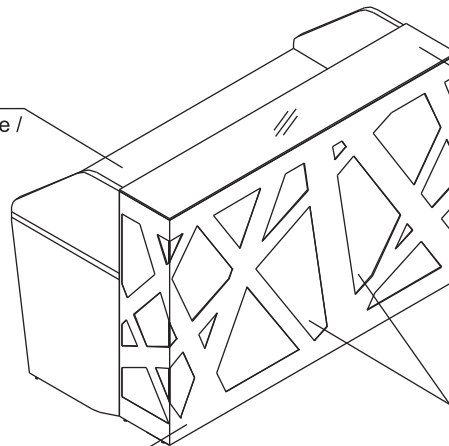


TECHNICAL SPECIFICATION / TECHNISCHE BESCHREIBUNG / DESCRIPTION TECHNIQUE

**Worktop
Arbeitsplatte
Plan de travail**

MFC / Melaminplatte /
Panneau mélaminé
28mm



**Counter Top
Oberplatte
Top**

Safety glass
Bruchsicheres Glas
Verre de sécurité
9mm

**Illumination
Beleuchtung
Illumination**

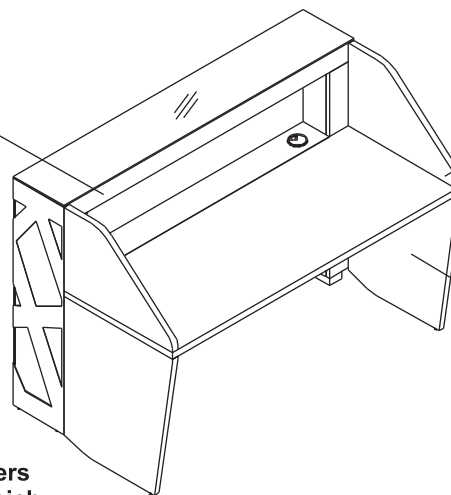
RGB LED lighting - 16 colours, remote controlled
LED RGB - 16-Farben, Fernbedienung
RGB LED - 16 couleurs télécommandé
or / oder / ou
White light tubes
Leuchtstoffröhre, weiß
Tubes lumineuses blanches
INDEX „W” e.g. LZ032W

Front

Powder-coated metal
element with plexiglass
Metall pulverbeschichtet, Plexiglas
Eléments en plexiglass dans l'habillage
en acier peint en poudre

**Body
Korps
Corps**

MFC / Melaminplatte /
Panneau mélaminé
18mm



**Side panel
Endungselement
Panneau lateral**

MFC / Melaminplatte /
Panneau mélaminé
28mm

**Panel end
Wangenfuß niedrig
Pied bas**

MFC / Melaminplatte /
Panneau mélaminé
28mm

**Level adjusters
Bodenausgleich
Vérins de réglage**

**Top
Oberplatte
Plateau**

MFC / Melaminplatte /
Panneau mélaminé
28mm

ZS01

**Body
Korps
Corps**

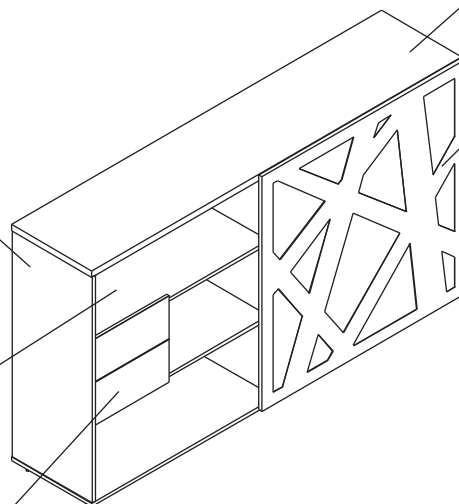
MFC / Melaminplatte /
Panneau mélaminé
28mm

**Shelf
Boden
Plateau**

MFC / Melaminplatte /
Panneau mélaminé
18mm

**Drawer
Schubladen
Tiroir**

MFC / Melaminplatte /
Panneau mélaminé



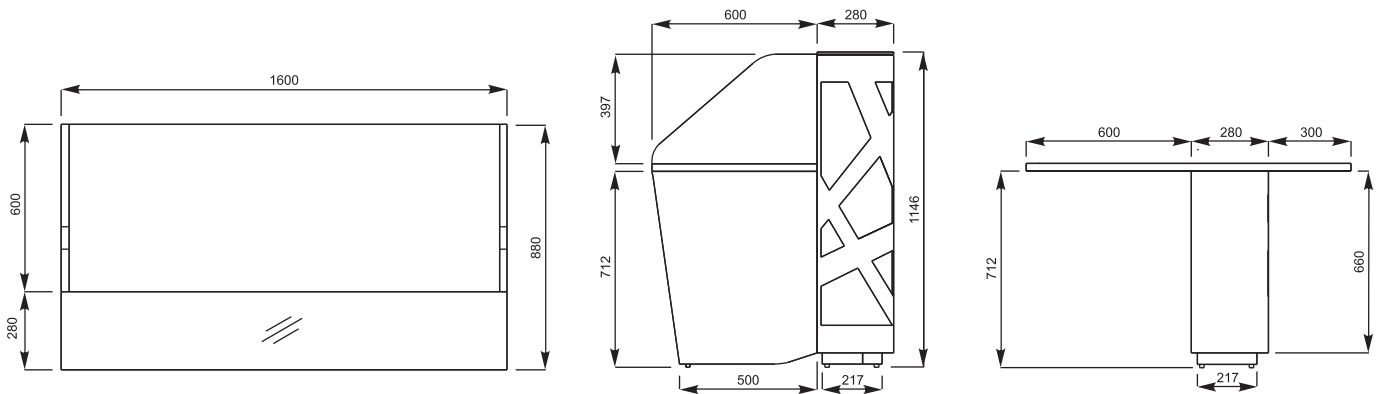
Front

- sliding door mounted on a metal mechanism allowing for self-closing,
- Schiebetüre auf eine Metallschiene mit einem Dämpfer
- porte coulissante

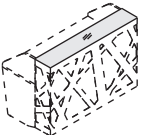
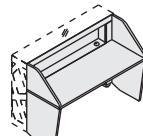
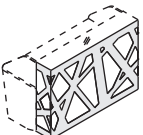
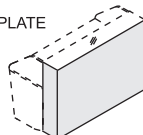
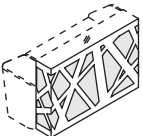
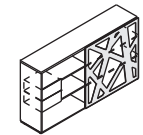
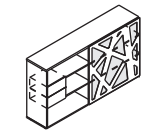
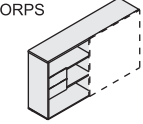
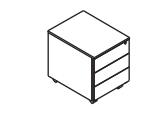

ZS01

- MFC 12mm the plate is covered with HPL-laminate veneered with 2 mm thick PVC
- Melaminplatte 12mm HPL-Laminat, Kanten PVC 2mm
- Panneau mélaminé, façade en stratifié HPL
- Powder-coated metal
- Metall pulverbeschichtet
- Habillage en acier peint en poudre

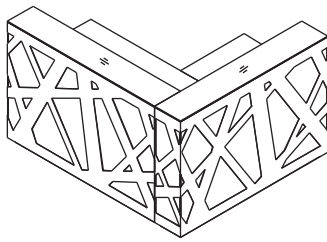
DIMENSIONS / ABMESSUNG / DIMENSIONS



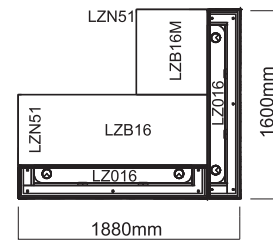
FINISHES / FARBEN / FINITIONS

<p>UPPER GLASS TOP GLASPLATTE TOP EN VERRE</p> 	<p>SAFETY GLASS BRUCHSICHERES GLAS VERRE DE SECURITE</p>		
<p>BODY, WORK TOP AND SIDES KORPS, ARBEITSPLATTE UND SEITEN CORPS, PLAN DE TRAVAIL ET PIEDS</p> 	<p>67 – WHITE PASTEL WEIß PASTELL BLANC PASTEL</p>		
<p>FRONT METAL FRONT METALL FRONT ACIER</p> 	<p>15 – WHITE METAL WEIß METAL BLANC</p>	<p>FRONT MFC FRONT MELAMINPLATE FRONT PANNEAU MELAMINE</p> 	<p>67 – WHITE PASTEL WEIß PASTELL BLANC PASTEL</p>
<p>FRONT PLEXIGLASS FRONT PLEXIGLAS FRONT PLEXIGLASS</p> 	<p>WHITE WEIß BLANC</p>		
<p>FRONT METAL FRONT METALL FRONT ACIER</p> 	<p>103 – WHITE STRUCTURE WEIß STRUKTUR BLANC STRUCTURE</p>		
<p>FRONT HPL FRONT HPL FRONT STRATIFIE</p> 	<p>73 – HIGH GLOSS WHITE WEIß GLANZ BLANC BRILLANT</p>		
<p>COUNTER TOP AND BODY OBERPLATTE UND KORPS TOP ET CORPS</p> 	<p>67 – WHITE PASTEL WEIß PASTELL BLANC PASTEL</p>		
<p>SLK12HT/SLK13HT</p> 	<p>HPL – FRONT, COUNTER TOP HPL – FRONT, OBERPLATTE STRATIFIE – FRONT, TOP</p> <p>73 – HIGH GLOSS WHITE WEIß GLANZ BLANC BRILLANT</p>	<p>BODY KORPS CORPS</p> <p>67 – WHITE PASTEL WEIß PASTELL BLANC PASTEL</p>	<p>SLK12/SLK13</p>  <p>67 – WHITE PASTEL WEIß PASTELL BLANC PASTEL</p>

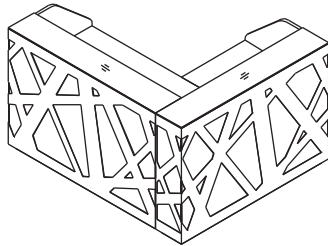
CONFIGURATIONS / BEISPIEL ANORDNUNG / CONFIGURATIONS



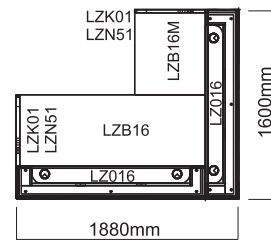
LZ032
LZ032W



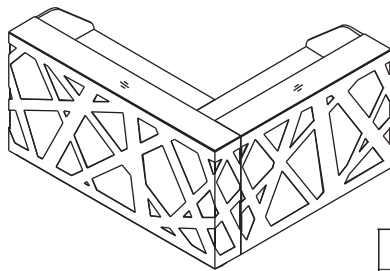
LZN51 + LZ016^w + LZB16 + LZ016^w + LZB16M



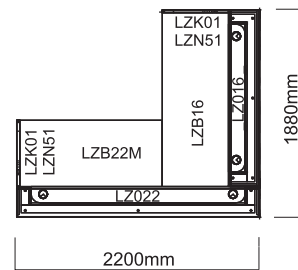
LZ035
LZ035W



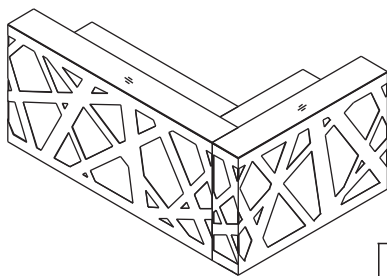
LZK01 + LZN51 + LZ016^w + LZB16 + LZ016^w + LZB16M



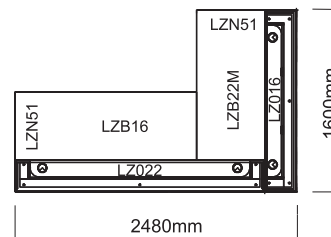
LZ036
LZ036W



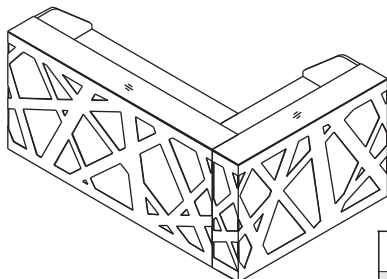
LZK01 + LZN51 + LZ022^w + LZB22M + LZ016^w + LZB16



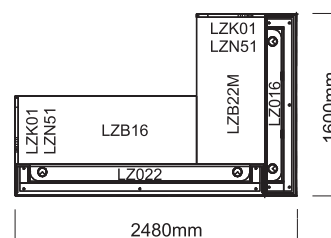
LZ038
LZ038W



LZN51 + LZ022^w + LZB16 + LZ016^w + LZB22M

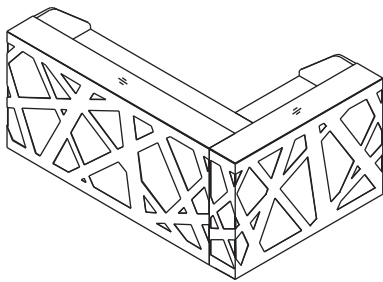


LZ040
LZ040W

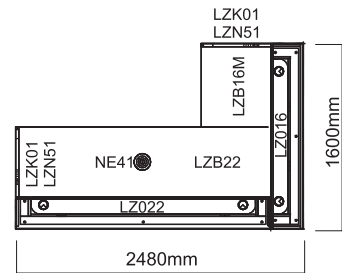


LZK01 + LZN51 + LZ022^w + LZB16 + LZ016^w + LZB22M

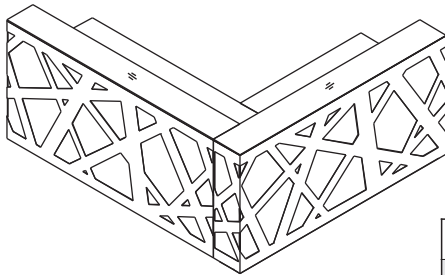
CONFIGURATIONS / BEISPIEL ANORDNUNG / CONFIGURATIONS



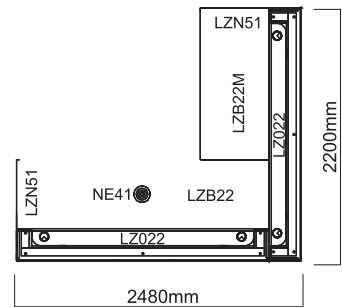
LZ042
LZ042W



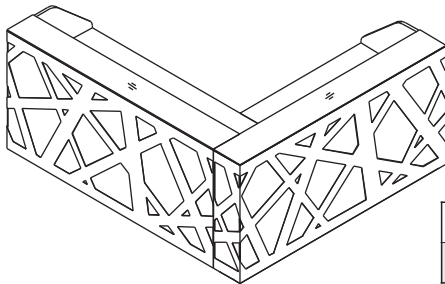
LZK01+LZN51+LZ0⁰²²₂₂w+LZB22+NE41+LZ0⁰¹⁶₁₆w+LZB16M



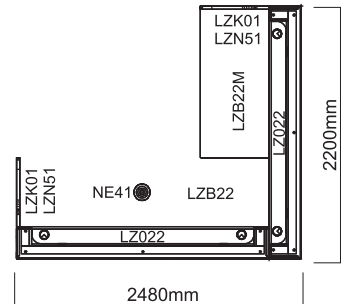
LZ044
LZ044W



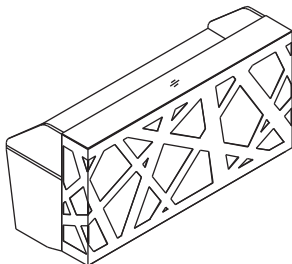
LZN51+LZ0⁰²²₂₂w+LZB22+NE41+LZ0⁰²²₂₂w+LZB22M



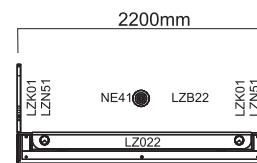
LZ045
LZ045W



LZK01+LZN51+LZ0⁰²²₂₂w+LZB22+NE41+LZ0⁰²²₂₂w+LZB22M

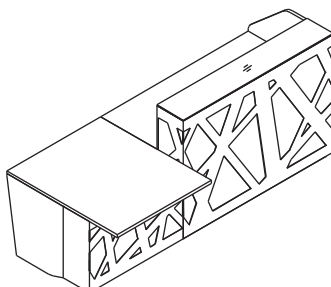


LZ034	1600mm
LZ034W	
LZ046	2200mm
LZ046W	

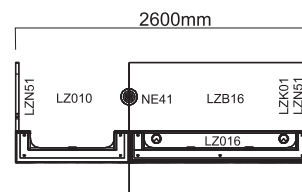


LZK01+LZN51+LZ0⁰¹⁶₁₆w+LZB16 (1600MM)

LZK01+LZN51+LZ0⁰²²₂₂w+LZB22+NE41 (2200MM)



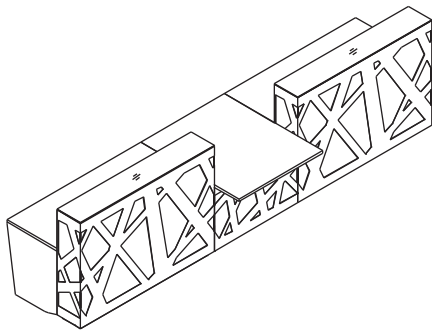
LZ050	2600mm
LZ050W	
LZ051	3200mm
LZ051W	



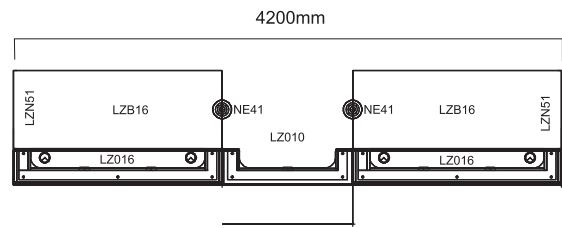
LZN51+LZ0⁰¹⁰₁₀w+NE41+LZ0⁰¹⁶₁₆w+LZB16+LZK01 (2600MM)

LZN51+LZ0⁰¹⁰₁₀w+NE41+LZ0⁰²²₂₂w+LZB22+NE41+LZK01 (3200MM)

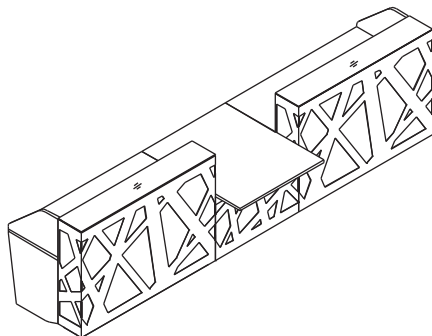
CONFIGURATIONS / BEISPIEL ANORDNUNG / CONFIGURATIONS



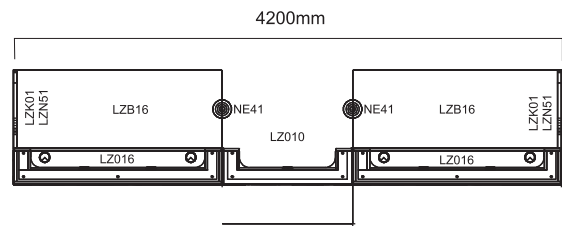
- LZ055
- LZ055W



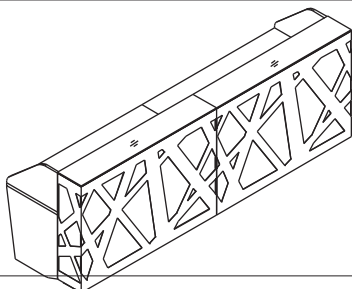
LZN51+LZ016w+LZB16+NE41+LZ010w+NE41+LZ016w+LZB16



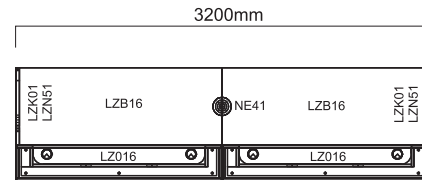
- LZ052
- LZ052W
- LZ053
- LZ053W
- LZ054
- LZ054W



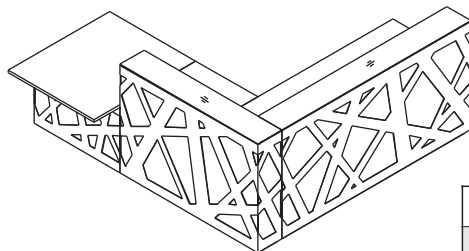
LZK01+LZN51+LZ016w+LZB16+NE41+LZ010w+NE41+LZ016w+LZB16 (4200MM)
 LZK01+LZN51+LZ016w+LZB16+NE41+LZ010w+NE41+LZ022w+LZB22+NE41 (4800MM)
 LZK01+LZN51+LZ022w+LZB22+NE41+NE41+LZ010w+NE41+LZ022w+LZB22+NE41 (5400MM)



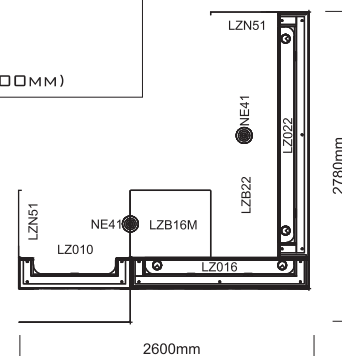
- LZ060
- LZ060W
- LZ061
- LZ061W
- LZ062
- LZ062W



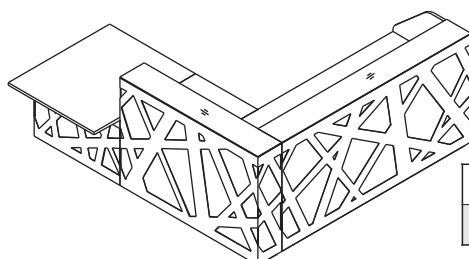
LZK01+LZN51+LZ016w+LZB16+NE41+LZ016w+LZB16 (3200MM)
 LZK01+LZN51+LZ016w+LZB16+NE41+LZ022w+LZB22+NE41 (3800MM)
 LZK01+LZN51+LZ022w+LZB22+NE41+NE41+LZ022w+LZB22+NE41 (4400MM)



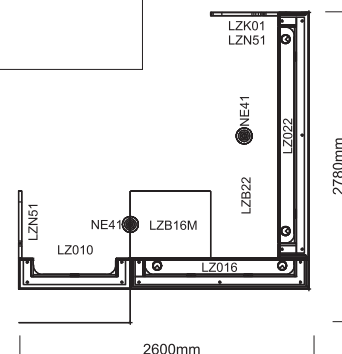
- LZ064
- LZ064W



LZN51+LZ010w+NE41+LZ016w+LZB16M+LZ022w+LZB22+NE41



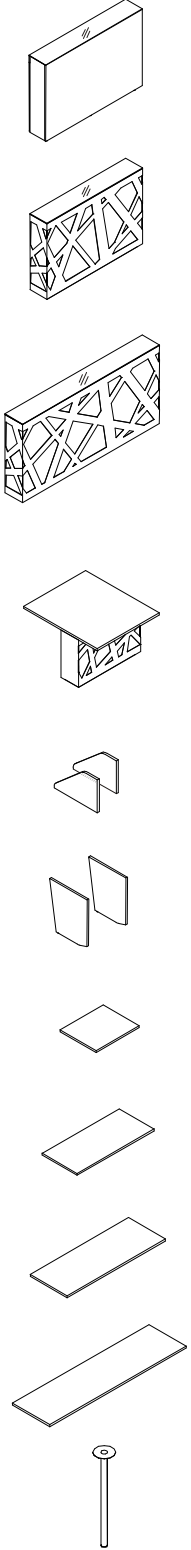
- LZ063
- LZ063W



LZN51+LZ010w+NE41+LZ016w+LZB16M+LZ022w+LZB22+NE41+LZK01

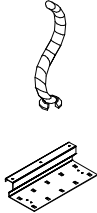
PRODUCT ILLUSTRATION OBJEKTANSICHT UND SKIZZE VUE DE PRODUIT	DIMENSIONS / ABMESSUNGEN / DIMENSIONS (mm)			INDEX / SYMBOL	REMARKS BEMERKUNGEN REMARQUES
	width/Breite/ largeur a / a'	depth/Tiefe/ profondeur b / b'	height/Höhe/ hauteur h		

COMPONENTS / BESTANDTEILE / ELEMENTS

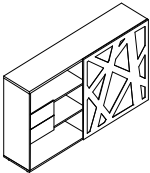
	1600	280	1146	LZ016M	Front: MFC / Melaminplatte / Panneau mélaminé
	1600	280	1146	LZ016	- RGB LED
				LZ016W	- white light tubes, - Leuchtstoffröhre, weiß - tubes lumineux blanches
	2200	280	1146	LZ022	- RGB LED
				LZ022W	- white light tubes, - Leuchtstoffröhre, weiß - tubes lumineux blanches
	1000	1180	740	LZ010	- RGB LED
				LZ010W	- white light tubes, - Leuchtstoffröhre, weiß - tubes lumineux blanches
	600	28	397	LZK01	- upper side panels - Endungselement - cot'es
	600	28	712	LZN51	- lower side panels - Wangenfuß - cot'es
	720	600	28	LZB16M	- desk top - Oberplatte - plan de travail
	1320	600	28	LZB22M	- desk top - Oberplatte - plan de travail
	1600	600	28	LZB16	- desk top - Oberplatte - plan de travail
	2200	600	28	LZB22	- desk top - Oberplatte - plan de travail
	∅ 40	-	712	NE41	- supporting leg - Stützfuß - pied de support

PRODUCT ILLUSTRATION OBJEKTANSICHT UND SKIZZE VUE DE PRODUIT	DIMENSIONS / ABMESSUNGEN / DIMENSIONS (mm)			INDEX / SYMBOL	REMARKS BEMERKUNGEN REMARQUES
	width/Breite/ largeur a / a'	depth/Tiefe/ profondeur b / b'	height/Höhe/ hauteur h		

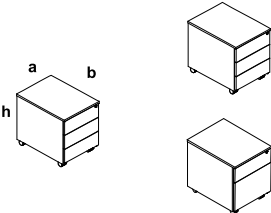
COMMON ELEMENTS / ERGÄNZUNGSELEMENTE / ACCESSOIRES

	140	70	750	S81	<ul style="list-style-type: none"> - vertical cable duct - Kabelführung (Wirbelsäule) - Farbe 09-Aluminium - goulotte, 09 - aluminium
	498	228	112	E30	<ul style="list-style-type: none"> - cable tray - zum Kabelbefestigung unter der Tischplatte - goulotte horizontale

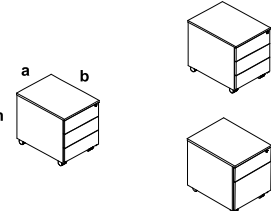
STORAGE / SCHRÄNK / ARMOIRE: ZIG-ZAG

	2000	434	1129	ZS01	<ul style="list-style-type: none"> - front, the entire storage is in white colour - Front, Weißausführung - façade constitue une combinaison du métal peint en poudre et du stratifié
---	------	-----	------	-------------	--

PEDESTAL / CONTAINER / CAISSON

	470	616	580	SLK13	<ul style="list-style-type: none"> - include pencil tray - mit Materialauszug - avec le plumier
	470	616	580	SLK12	<ul style="list-style-type: none"> - include pencil tray, one filing drawer - Aktenschublade, mit Materialauszug - avec DS., avec le plumier

PEDESTAL HPL / CONTAINER HPL / CAISSONS STRATIFIE

	470	616	580	SLK13HT	<ul style="list-style-type: none"> - HPL - front, counter top
	470	616	580	SLK12HT	<ul style="list-style-type: none"> - HPL - Front, Oberplatte - stratifié - front, top