

# Wall In



profim

# Wall In

Design: Tomek Rygalik, Studio Rygalik









**WALL IN** system offers highly versatile seating arrangements for open spaces. Partition walls, upholstered with flexible fabric, mark out a space perfect for a private conversation.

**WALL IN** bietet vielfältige Möglichkeiten zur Gestaltung des Open Space. Gepolsterte Trennwände schaffen einen perfekten Raum für die private Konversation.









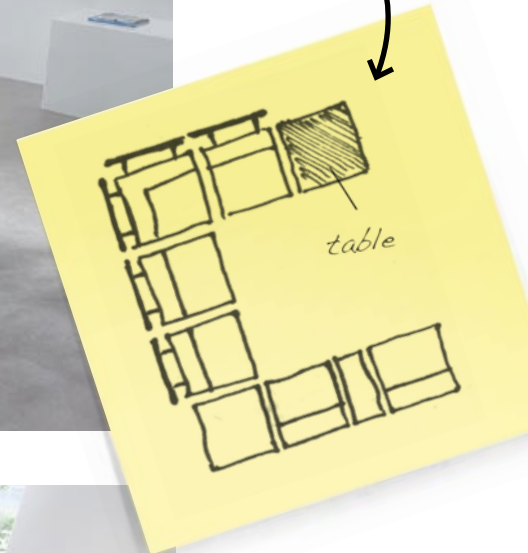
Universal system to use in spaces such as offices, halls, receptions or waiting rooms.

Universelles System zum Einsatz in Büros, Hallen, Empfangs- und Warteräumen.






To order  
**draft Your system**  
Skizzieren Sie  
Ihr System  
(oder nutzen  
Sie unsere  
Planungsdaten)



To order  
**draft Your system**  
Skizzieren Sie Ihr System  
(oder nutzen Sie unsere  
Planungsdaten)

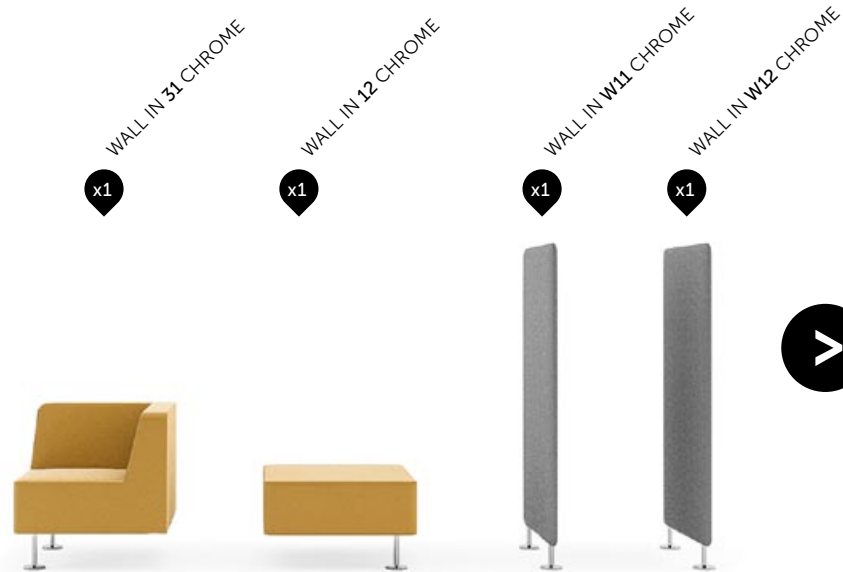

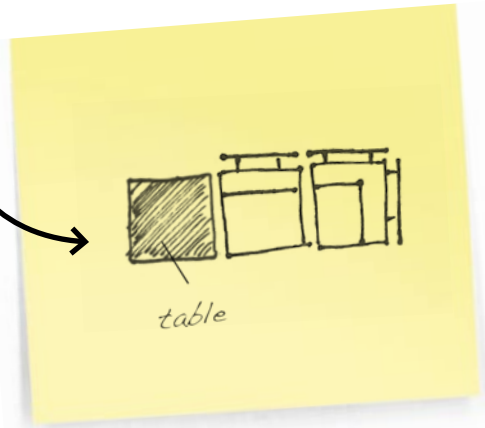


Wide range of available modules  
and finishings to choose from.

Breites Spektrum verfügbarer Elemente  
und Ausführungen zur Auswahl.

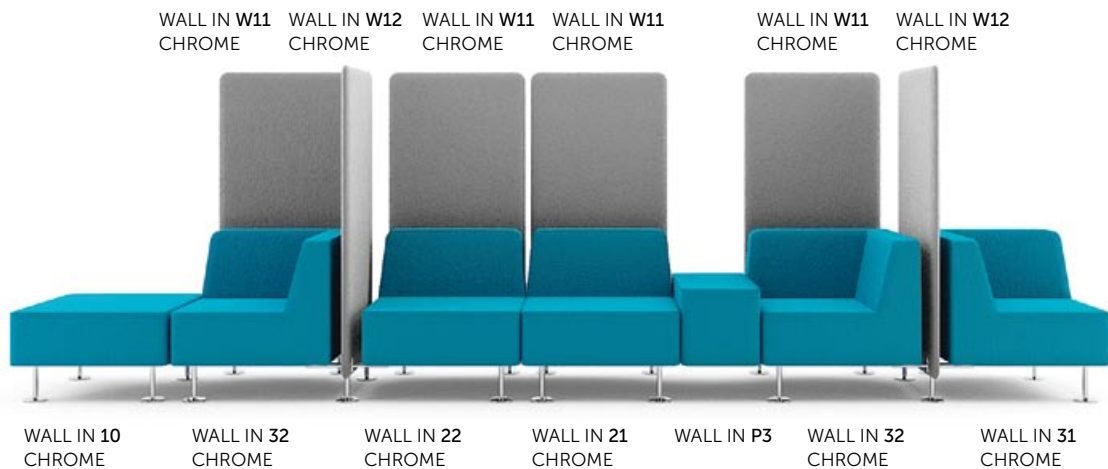



To order  
**draft Your system**  
 Skizzieren Sie Ihr System  
 (oder nutzen Sie unsere Planungsdaten)



Simple sets for small spaces and large configurations for open spaces.

Einfache Kombinationen für kleine Räume und große Konfigurationen für Open Space.



Infinite number of combinations to easily rearrange your space.


Unendliche Anzahl von Kombinationen zur leichten Veränderung Ihres Raumes.





Hooks for stabilizing adjoining elements (option).  
Haken zur Verbindung benachbarter Elemente (Option).





partition walls upholstery  
in 12 colours  
Trennwände  
in 12 Polsterfarben

two types of table tops  
Zwei Type von Tischplatten

height adjustable legs  
Füße justierbar



milky tempered glass G1  
Milchglas G1



laminate HPL (LW) in three  
colours: LW01 (white), LW02  
(black), LW04 (grey).  
HPL-Farben: LW01 (weiß),  
LW02 (schwarz), LW04 (grau)



CHROME / CHROM



SATINE / SATIN



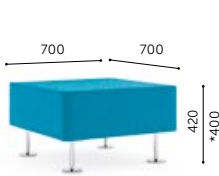
BLACK / SCHWARZ




METALLIC / WEISSALU









WALL IN 10



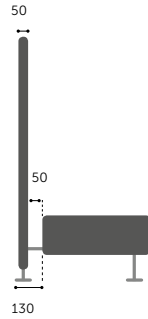
WALL IN 20



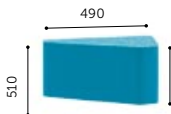
WALL IN 30



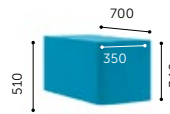
WALL IN W11 / W12 \*



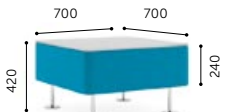
\* W11 / W12 never occur as freestanding elements. Modelle W11 / W12 können nicht als freistehende Elemente eingesetzt werden.



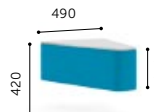
WALL IN P1



WALL IN P3



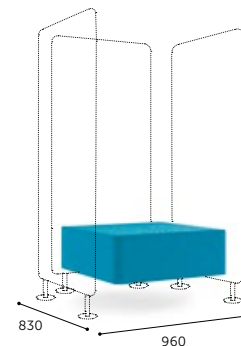


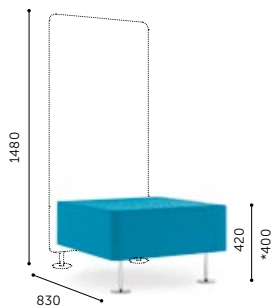
WALL IN B



WALL IN B1 / C1



WALL IN B2 / C2

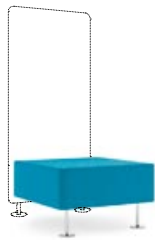


The measurements are approximate and can differ depending on the product configuration. Measuring methodology is available at this link: [www.profim.eu/Measuring\\_methodology.pdf](http://www.profim.eu/Measuring_methodology.pdf)

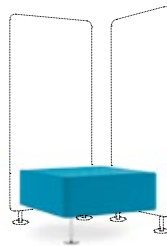
Die Abmessungen dienen zur Orientierung und können sich abhängig von der ausgewählten Konfiguration des Produktes unterscheiden. Messmethode unter dem Link: [www.profim.de/Messmethode\\_fur\\_die\\_Katalogmasse.pdf](http://www.profim.de/Messmethode_fur_die_Katalogmasse.pdf)



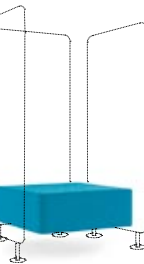

WALL IN 10



WALL IN 11




WALL IN 12




WALL IN 13





WALL IN 20



WALL IN 21




WALL IN 22




WALL IN 23



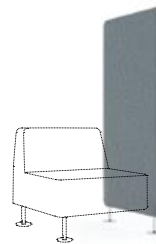
WALL IN 30



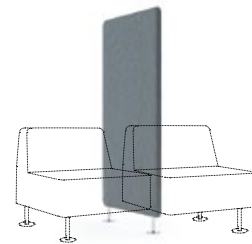
WALL IN 31



WALL IN 32



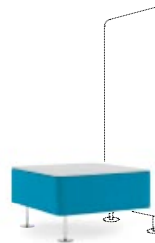
WALL IN W11




WALL IN W12



WALL IN B



WALL IN BW1



WALL IN BW2



WALL IN B1



WALL IN B2



WALL IN C1



WALL IN C2



WALL IN P3



WALL IN P1

Models: B1, B2, C1, C2, P1, P3, W11, W12 never occur as freestanding elements.  
Modelle B1, B2, C1, C2, P1, P3, W11, W12 können nicht als freistehende Elemente eingesetzt werden.

PLEASE USE CODES AT ORDER:

BITTE DIE CODES BEI DER BESTELLUNG VERWENDEN:

	WALL IN	<input type="checkbox"/>	<input type="checkbox"/>	<input type="checkbox"/>	
	TYPE OF ELEMENT ELEMENT TYP				UPHOLSTERY COLOUR POLSTERFARBE
	pouffe 1-er Sitzbank				
	pouffe to be connected with 1 partition wall 1-er Sitzbank zur Verbindung mit einer Trennwand				FRAME COLOUR GESTELLFARBE
	pouffe to be connected with 2 partition walls 1-er Sitzbank zur Verbindung mit 2 Trennwänden				<b>BLACK</b> – schwarz
	pouffe to be connected with 3 partition walls 1-er Sitzbank zur Verbindung mit 3 Trennwänden				<b>METALLIC</b> – weissalu
	armchair Sessel				<b>CHROME</b> – chrom
	armchair to be connected with 1 partition wall Sessel zur Verbindung mit einer Trennwand				<b>SATINE</b> – satin
	armchair to be connected with 2 partition walls Sessel zur Verbindung mit 2 Trennwänden				TYPE OF TABLE TOP TISCHPLATTE TYP
	armchair to be connected with 3 partition walls Sessel zur Verbindung mit 3 Trennwänden				<b>LW</b> HPL laminate HPL
	corner armchair Ecksessel				<b>G1</b> seasoned glass (milk) Milchglas
	corner armchair to be connected with 1 partition wall Ecksessel zur Verbindung mit einer Trennwand				Colours of HPL (LW): LW01 (white), LW02 (black), LW04 (grey).
	corner armchair to be connected with 2 partition walls Ecksessel zur Verbindung mit 2 Trennwänden				HPL-Farben: LW01 (weiss), LW02 (schwarz), LW04 (grau).
	pouffe - 30 degree connector Verbindungselement 30°				
	pouffe - 60 degree connector Verbindungselement 60°				
	pouffe - 30 degree armrest Verbindungselement 30° (Armlehne)				
	pouffe - rectangular armrest (350 x 700 mm) Verbindungselement 350 x 700 mm (Armlehne)				
	square table (700x700 mm) Quadratisch, 700 x 700 mm				
	square table (700x700 mm) to be connected with 1 partition wall Quadratisch (700x700 mm) für eine Wand				
	square table (700x700 mm) to be connected with 2 partition walls Quadratisch (700x700 mm) Verbinder für 2 Wände				
	table - 30 degree connector Verbindungselement 30° mit Tischplatte				
	table - 60 degree connector Verbindungselement 60° mit Tischplatte				



	WALL IN	<input type="checkbox"/>	<input type="checkbox"/>	
	TYPE OF PARTITION WALL TRENNWAND TYP			FRAME COLOUR GESTELLFARBE
	single partition wall to be connected with 1 seat Trennwand zur Verbindung mit einem Element			<b>BLACK</b> – schwarz
	single partition wall to be connected with 2 seats Trennwand zur Verbindung mit 2 Sitzelementen			<b>METALLIC</b> – weissalu
				<b>CHROME</b> – chrom
				<b>SATINE</b> – satin

[www.profim.eu](http://www.profim.eu)

The producer reserves the right to conduct construction changes and improvements of the products.  
Colours presented in the catalogue may vary from the original colours of furniture.

Wir behalten uns Änderungen der Produkte im Sinne einer technischen Weiterentwicklung oder Änderungen in Form  
und Farbe vor. Die Farben, die im Katalog zu sehen sind, können von faktischen Farben abweichen.



**CHROMIUM (III)**  
Eco-Friendly Technology

**CHROM (III)**  
Umweltfreundliche  
Technologie

